



**WBW BEARING**

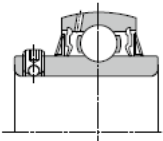
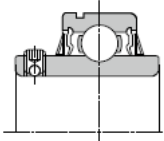
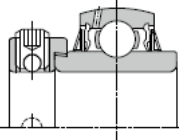
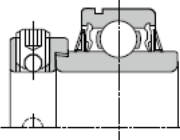
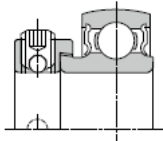
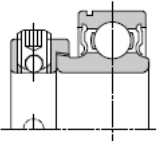
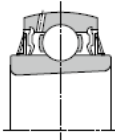
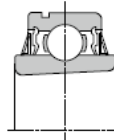
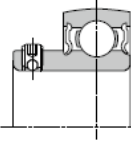
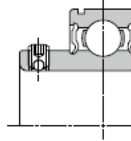
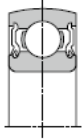
WBW bearing unit is a combination of a radial ball bearing with seals and a cast iron or steel housing of various shapes. The bearing outer diameter surface and the housing inner diameter surface are spherical and have a self-aligning design.

The ball bearings for units have a wide inner ring which depending on the type, fit to the shaft in the following ways:

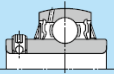
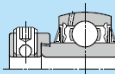
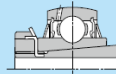
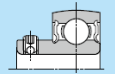
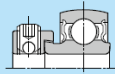

1. The inner ring is fastened to the shaft in two places by ball point setscrews.
2. The inner ring has a tapered bore and is fitted to the shaft by means of an adapter.
3. The inner ring is fastened to the shaft by an eccentric locking collar system by means of eccentric grooves on the side of the inner ring and a collar.
4. The inner ring is fastened to the shaft by providing an interference fit.

BEARING UNIT:

Bearing types used in bearing unit:

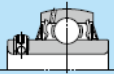
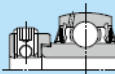
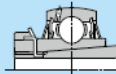
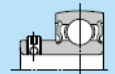
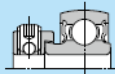

<p><b>UC (S) type</b>                      Cylindrical bore type                      Setscrew type</p>	 (F-)UC type	 UCS type
<p><b>UEL (S) type</b>                      Cylindrical bore type                      Eccentric collar type</p>	 UEL type	 UELS type
<p><b>AEL (S) type</b>                      Cylindrical bore type                      Eccentric collar type</p>	 AEL type	 AELS type
<p><b>UK (S) type</b>                      Tapered bore type                      Adapter type</p>	 UK type	 UKS type
<p><b>AS (S) type</b>                      Cylindrical bore type                      Setscrew type</p>	 AS type	 ASS type
<p><b>CS type</b>                      Cylindrical bore type                      Tight fit type</p>	 CS...LLU type	

List of cast iron pillow bearing unit types

Housing type	Cover	Bearing type					
		 UC	 UEL	 UK;H	 AS	 AEL	 CS
Cast iron pillow type	None	UCP	UEL P	UKP	ASP	AELP	—
	Steel	S(M)-UCP	—	S(M)-UKP	S(M)-ASP	—	—
	Cast iron	C(M)-UCP	C(M)E-UEL P	C(M)-UKP	C(M)-ASP	—	—
Cast iron thick pillow type	None	UCIP	UELIP	UKIP	—	—	—
	Steel	S(M)-UCIP	—	S(M)-UKIP	—	—	—
	Cast iron	C(M)-UCIP	C(M)E-UELIP	C(M)-UKIP	—	—	—
Cast iron center height pillow type	None	UCHP	UELHP	UKHP	ASHP	AELHP	—
	Steel	S(M)-UCHP	—	S(M)-UKHP	S(M)-ASHP	—	—
Cast iron narrow width pillow type	None	UCUP	UELUP	UKUP	ASUP	AELUP	—
	Steel	S(M)-UCUP	—	S(M)-UKUP	S(M)-ASUP	—	—
Lightweight cast iron pillow type	None	—	—	—	ASPB	AELPB	CSPB
Cast iron low center height pillow type	None	UCPL	UELPL	UKPL	ASPL	AELPL	—

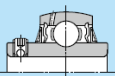
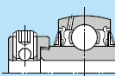
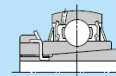
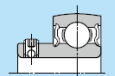
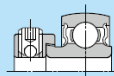

1. Type code S- is given for steel covers that open on both sides, and type code SM- is given for steel covers that close on one side.
2. Type code C- is given for cast iron covers that open on both sides, and type code CM- is given for cast iron covers that close on one side. However, in the case of cast iron covers combined with eccentric locking ring bearings, type code CE- is given for covers that open on both sides, and type code CME- is given for covers that close on one side.

List of cast iron flange bearing unit types

Housing type	Cover	Bearing type					
		 UC	 UEL	 UK;H	 AS	 AEL	 CS
Cast iron square flange	None	UCF	UELF	UKF	ASF	AELF	—
	Steel	S(M)-UCF	—	S(M)-UKF	S(M)-ASF	—	—
	Cast iron	C(M)-UCF	C(M)E-UELF	C(M)-UKF	C(M)-ASF	—	—
Square flange with cast iron spigot joint	None	UCFS	UELFS	UKFS	—	—	—
	Cast iron	C(M)-UCFS	C(M)E-UELFS	C(M)-UKFS	—	—	—
Round flange with cast iron spigot joint	None	UCFC	UELFC	UKFC	ASFC	AELFC	—
	Steel	S(M)-UCFC	—	S(M)-UKFC	S(M)-ASFC	—	—
	Cast iron	C(M)-UCFC	C(M)E-UELFC	C(M)-UKFC	C(M)-ASFC	—	—
Cast iron rhombic flange	None	UCFL	UELFL	UKFL	ASFL	AELFL	—
	Steel	S(M)-UCFL	—	S(M)-UKFL	S(M)-ASFL	—	—
	Cast iron	C(M)-UCFL	C(M)E-UELFL	C(M)-UKFL	C(M)-ASFL	—	—
Cast iron square flange	None	UCFU	UELFU	UKFU	ASFU	AELFU	—
Cast iron rhombic flange	None	UCFLU	UELFLU	UKFLU	ASFLU	AELFLU	—
Cast iron deformed rhombic flange	None	UCFA	UELFA	UKFA	ASFA	AELFA	—
	Steel	S(M)-UCFA	—	S(M)-UKFA	S(M)-ASFA	—	—
Lightweight cast iron rhombic flange	None	—	—	—	ASFB	AELFB	CSFB
Lightweight cast iron rhombic flange	None	—	—	—	ASFD	AELFD	—
Cast iron deformed flange	None	UCFH	UELFB	UKFH	ASFH	AELFH	—

1. Type code S- is given for steel opening covers, and type code SM- is given for steel closing covers.
2. Type code C- is given for cast iron opening covers, and type code CM- is given for cast iron closing covers. However, in the case of cast iron covers combined with eccentric locking ring bearings, type code CE- is given for covers that open on both sides, and type code CME- is given for covers that close on one side.
3. The housing type of F and FU types, FL and FLU types, and FB and FD types are the same but have different attachment part dimensions.

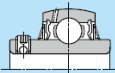
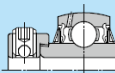
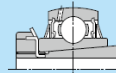

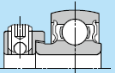



List of other cast iron bearing unit types

Housing type	Cover	Bearing type					
		 UC	 UEL	 UK;H	 AS	 AEL	 CS
Cast iron take-up type	None	UCT	UULT	UKT	AST	AELT	—
	Steel	S(M)-UCT	—	S(M)-UKT	S(M)-AST	—	—
	Cast iron	C(M)-UCT	C(M)E-UULT	C(M)-UKT	C(M)-AST	—	—
Cast iron cartridge type	None	UCC	UELCC	UKC	ASC	AELC	—
Cast iron hanger type	None	UCHB	UELHB	UKHB	ASHB	AELHB	—

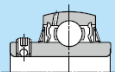
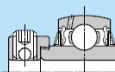
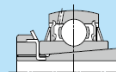

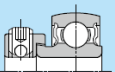

1. Type code S- is given for steel covers that open on both sides, and type code SM- is given for steel covers that close on one side.

2. Type code C- is given for cast iron covers that open on both sides, and type code CM- is given for cast iron covers that close on one side. However, in the case of cast iron covers combined with eccentric locking ring bearings, type code CE- is given for covers that open on both sides, and type code CME- is given for covers that close on one side.

**List of spherical graphite cast iron bearing unit types (ductile series)**

Housing type	Cover	Bearing type						
		 UC	 UEL	 UK;H	 AS	 AEL	 CS	
Spherical graphite cast iron pillow type		None	UCPE	UELPE	UKPE	ASPE	AELPE	—
Spherical graphite cast iron rhombic flange		None	UCFE	UELFE	UKFE	ASFE	AELFE	—

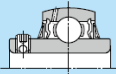
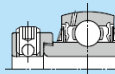
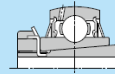
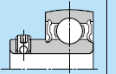
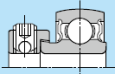

**List of structural rolled steel bearing unit types (steel series)**

Housing type	Cover	Bearing type					
		 UC	 UEL	 UK;H	 AS	 AEL	 CS
Structural rolled steel pillow type	None	UCPG	UELPG	UKPG	ASPG	AELPG	—
	Steel	S(M)-UCPG	—	S(M)-UKPG	S(M)-ASPG	—	—
	Cast iron	C(M)-UCPG	C(M)E-UELPG	C(M)-UKPG	C(M)-ASPG	—	—
Structural rolled steel thick pillow type	None	UCIPG	UELIPG	UKIPG	—	—	—
	Steel	S(M)-UCIPG	—	S(M)-UKIPG	—	—	—
	Cast iron	C(M)-UCIPG	C(M)E-UELIPG	C(M)-UKIPG	—	—	—
Structural rolled steel square flange	None	UCFG	UELFG	UKFG	ASFG	AELFG	—
	Steel	S(M)-UCFG	—	S(M)-UKFG	S(M)-ASFG	—	—
	Cast iron	C(M)-UCFG	C(M)E-UELFG	C(M)-UKFG	C(M)-ASFG	—	—
Structural rolled steel square flange with spigot joint	None	UCFSG	UELFSG	UKFSG	—	—	—
	Cast iron	C(M)-UCFSG	C(M)E-UELFSG	C(M)-UKFSG	—	—	—
Structural rolled steel round flange with spigot joint	None	UCFCG	UELFCG	UKFCG	ASFCG	AELFCG	—
	Steel	S(M)-UCFCG	—	S(M)-UKFCG	S(M)-ASFCG	—	—
	Cast iron	C(M)-UCFCG	C(M)E-UELFCG	C(M)-UKFCG	C(M)-ASFCG	—	—
Structural rolled steel rhombic flange	None	UCFLG	UELFLG	UKFLG	ASFLG	AELFLG	—
	Steel	S(M)-UCFLG	—	S(M)-UKFLG	S(M)-ASFLG	—	—
	Cast iron	C(M)-UCFLG	C(M)E-UELFLG	C(M)-UKFLG	C(M)-ASFLG	—	—
Structural rolled steel take-up type	None	UCTG	UELTG	UKTG	ASTG	AELTG	—
	Steel	S(M)-UCTG	—	S(M)-UKTG	S(M)-ASTG	—	—
	Cast iron	C(M)-UCTG	C(M)E-UELTG	C(M)-UKTG	C(M)-ASTG	—	—

1. Type code S- is given for steel covers that open on both sides, and type code SM- is given for steel covers that close on one side.

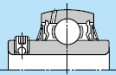
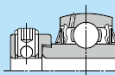
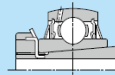
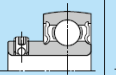
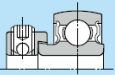

2. Type code C- is given for cast iron covers that open on both sides, and type code CM- is given for cast iron covers that close on one side. However, in the case of cast iron covers combined with eccentric locking ring bearings, type code CE- is given for covers that open on both sides, and type code CME- is given for covers that close on one side.

List of stainless steel bearing unit types (stainless steel series)

Housing type	Cover	Bearing type					
		 UC	 UEL	 UK;H	 AS	 AEL	 CS
Cast iron take-up type	None	F-UCPM	—	—	—	—	—
	Stainless steel	F-FS(M)-UCPM	—	—	—	—	—
Stainless steel cast iron square flange	None	F-UCQFM	—	—	—	—	—
	Stainless steel	F-FS(M)-UCQFM	—	—	—	—	—
Stainless steel cast iron rhombic flange	None	F-UCFM	—	—	—	—	—
	Stainless steel	F-FS(M)-UCFM	—	—	—	—	—

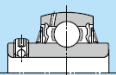
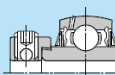
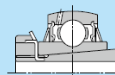
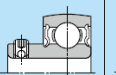
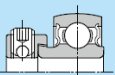

Note: Type code F- FSM- is given for stainless steel covers that close on one side.

List of glass-fiber reinforced resin bearing unit types (plastic series)

Housing type	Cover	Bearing type					
		 UC	 UEL	 UK;H	 AS	 AEL	 CS
Glass-fiber reinforced resin pillow type	None	F-UCPR	—	—	—	—	—
	Resin	F-RM-UCPR	—	—	—	—	—
Glass-fiber reinforced resin rhombic flange	None	F-UCFLR	—	—	—	—	—
	Resin	F-RM-UCFLR	—	—	—	—	—

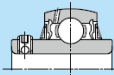
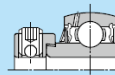
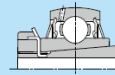
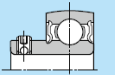
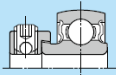


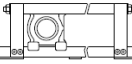
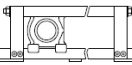
Note: The resin cover is only on one side.

List of steel bearing unit types

Housing type	Cover	Bearing type					
		 UC	 UEL	 UK;H	 AS	 AEL	 CS
Steel pillow type	None	—	—	—	ASPP	AELPP	CSPP
Steel pillow type with rubber ring	None	—	—	—	ASRPP	AELRPP	CSRPP
Steel round flange type	None	—	—	—	ASPF	AELPF	CSPF
Steel round flange type with rubber ring	None	—	—	—	ASRPF	AELRPF	CSRPF
Steel rhombic flange	None	—	—	—	ASPFL	AELPFL	CSPFL
Steel rhombic flange type with rubber ring	None	—	—	—	ASRPFL	AELRPFL	CSRPF



**List of stretcher® unit types**

Housing type		Cover	Bearing type				
			 UC	 UEL	 UK;H	 AS	 AEL
Stretcher steel mini type		None	—	—	—	ASPT	AELPT
Stretcher protrusion steel frame		None	UCT-00	UELT-00	UKT-00	AST-00	AELT-00
		Steel	S(M)-UCT-00	—	S(M)-UKT-00	S(M)-AST-00	—
		Cast iron	C(M)-UCT-00	C(M)E-UELT-00	C(M)-UKT-00	C(M)-AST-00	—
Stretcher light groove steel frame		None	UCL-00	UELL-00	UKL-00	ASL-00	AELL-00
		Steel	S(M)-UCL-00	—	S(M)-UKL-00	S(M)-ASL-00	—
		Cast iron	C(M)-UCL-00	C(M)E-UELL-00	C(M)-UKL-00	C(M)-ASL-00	—
Stretcher groove steel frame		None	UCM-00	UELM-00	UKM-00	ASM-00	AELM-00
		Steel	S(M)-UCM-00	—	S(M)-UKM-00	S(M)-ASM-00	—
		Cast iron	C(M)-UCM-00	C(M)E-UELM-00	C(M)-UKM-00	C(M)-ASM-00	—

1. Type code S- is given for steel covers that open on both sides, and type code SM- is given for steel covers that close on one side.
2. Type code C- is given for cast iron covers that open on both sides, and type code CM- is given for cast iron covers that close on one side. However, in the case of cast iron covers combined with eccentric locking ring bearings, type code CE- is given for covers that open on both sides, and type code CME- is given for covers that close on one side.

**Accuracy of ball bearings for units**

Nominal bearing bore diameter $d$ mm		Cylindrical bore bearings									
		Bearing bore diameter					Dimensional tolerance of eccentric surface of eccentric collar type bearings $\Delta H_s$	Dimensional tolerance of inner ring width $\Delta B_s$ (approx.)		Radial runout $K_{ia}$ (approx.)	
		All models except CS type			CS type						
		Mean bore diameter deviation $\Delta d_{mp}$		Bore diameter variation $V_{dsp}$ Max.	Mean bore diameter deviation $\Delta d_{mp}$						
Over	Incl.	Upper	Lower	Max.	Upper	Lower	Upper	Lower	Upper	Lower	Max.
10	18	+15	0	10	0	-8	+100	-100	0	-120	15
18 <sup>1)</sup>	31.75	+18	0	12	0	-10	+100	-100	0	-120	18
31.75	50.8	+21	0	14	0	-12	+100	-100	0	-120	20
50.8	80	+24	0	16	0	-15	+100	-100	0	-150	25
80	120	+28	0	19	0	-20	+100	-100	0	-200	30
120	180	+33	0	22	0	-25	+100	-100	0	-250	35

1) 10 mm is included in this dimensional division.

2) See the section of "6. Bearing tolerance" for the tolerance and tolerance values for tapered bores.

**Tolerance values for outer rings**

Nominal bearing outer diameter $D$ mm		Mean outside diameter deviation $\Delta D_{m1}$		Radial runout $K_{ea}$ (approx.) Max.
Over	Incl.	Upper	Lower	
30	50	0	-11	20
50	80	0	-13	25
80	120	0	-15	35
120	150	0	-18	40
150	180	0	-25	45
180	250	0	-30	50
250	315	0	-35	60

The lower value of the dimensional tolerance of the average outer diameter specified in the table does not apply to the distance of 1/4 of the width dimension of the outer ring side surface to the outer ring.

Dimensional tolerance of inner diameter of cast iron housings

Nominal bore diameter of spherical bearing seating $D_a$ (mm)		Dimensional tolerance of average inner diameter within the plane of spherical bearing seating $\Delta D_{am}$							
		Tolerance class H7		Tolerance class J7		Tolerance class K7			
		Over	Incl.	Upper	Lower	Upper	Lower	Upper	Lower
30	50	+25	0	+14	-11	+7	-18		
50	80	+30	0	+18	-12	+9	-21		
80	120	+35	0	+22	-13	—	—		
120	180	+40	0	+26	-14	—	—		
180	250	+46	0	+30	-16	—	—		
250	315	+52	0	+36	-16	—	—		

Spherical bearing seatings with an inner diameter of 52 mm or below is finished in the tolerance class K7, 53 mm to 180 mm is finished in the tolerance class J7, and 181 mm or above is finished in the tolerance class H7. The casting indication of “J” is being abolished since 2000.

**Housing strength**

The static breaking strength of housings for units differs depending on the housing type and load characteristics. The pillow block type unit is originally designed based on the use of a downward load.

$P_0 = P_{st}$

$S_0$

$P_0$  : Allowable load of housing, N

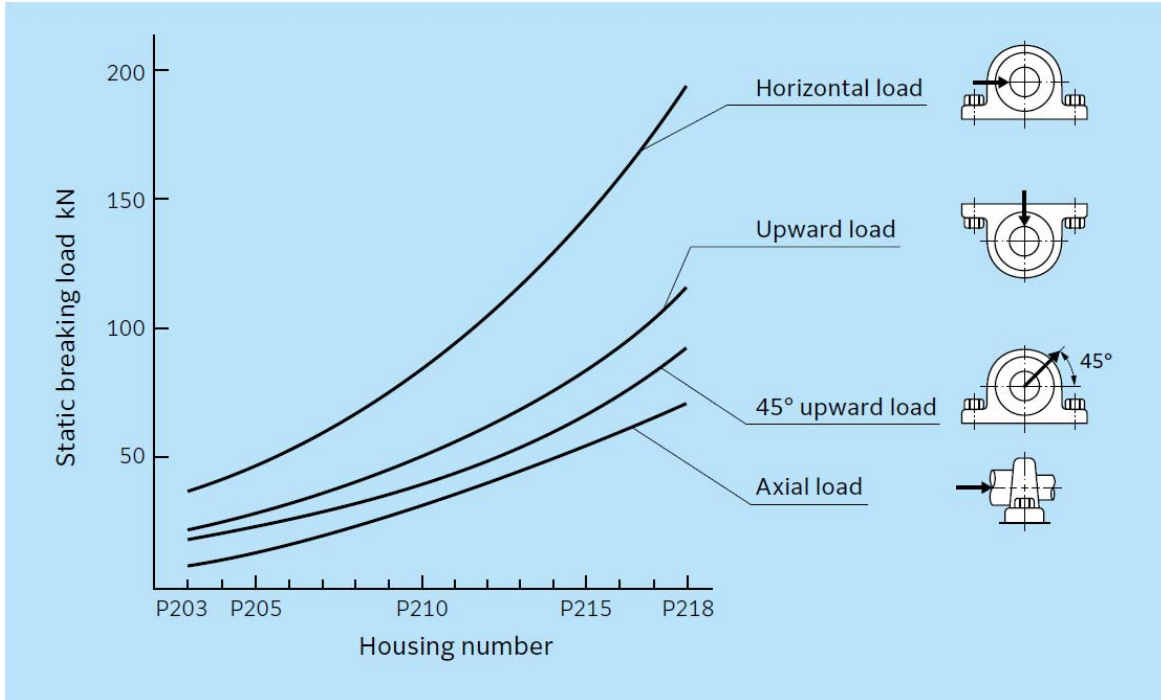
$P_{st}$  : Static breaking strength of housing, N

$S_0$  : Safety factor

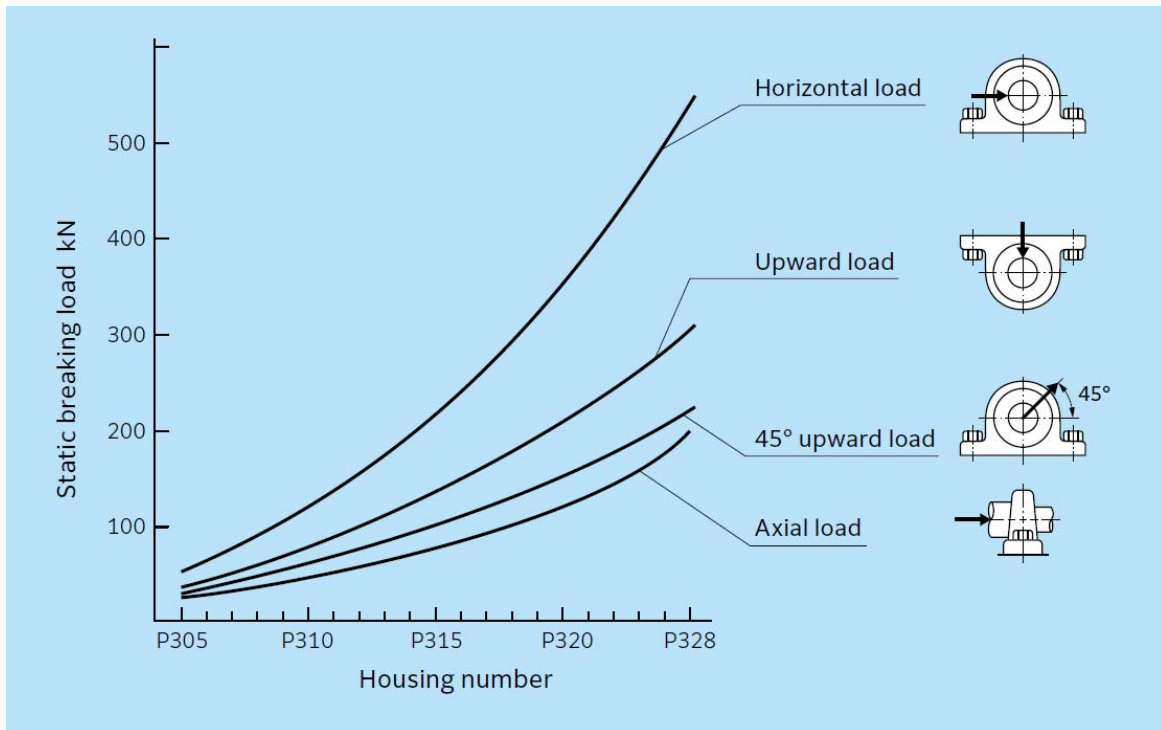
**Static breaking load of pillow type housing**

Number	Downward load kN	Number	Downward load kN
P203	75	P305	160
P204	80	P306	180
P205	95	P307	200
P206	130	P308	220
P207	160	P309	270
P208	170	P310	340
P209	180	P311	360
P210	200	P312	320
P211	210	P313	370
P212	280	P314	400
P213	290	P315	430
P214	320	P316	490
P215	330	P317	500
P216	360	P318	550
P217	450	P319	600
P218	480	P320	700
		P321	700
PE203	90	P322	830
PE204	100	P324	900
PE205	118	P326	1 150
PE206	137	P328	1 200
PE207	160		
PE208	186		
PE209	215		
PE210	255		
PE211	350		
PE212	400		





Static breaking load of P2 type

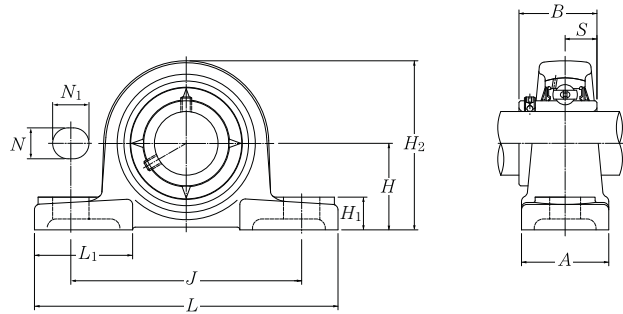


Static breaking load of P3 type

## Bearing Units

WBW

Cast iron pillow blocks UCP type / cylindrical bore type, setscrew type



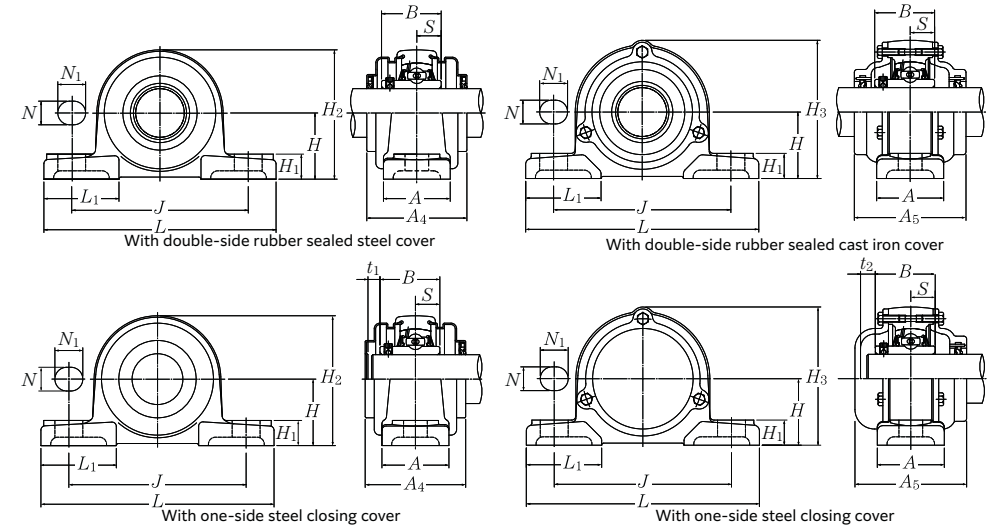
Shaft diameter: 12 to 50 mm

Shaft dia. mm	Unit number <sup>1)2)</sup>	Dimensions mm											Fixing bolt	Number	Bearing		
		H	L	J	A	N	N <sub>1</sub>	H <sub>1</sub>	H <sub>2</sub>	L <sub>1</sub>	B	S			C <sub>r</sub>	C <sub>0r</sub>	C <sub>u</sub>
12	UCP201	30.2	127	95	38	13	16	14	62	42	31	12.7	M10	UC201D1	14.2	6.65	0.505
15	UCP202	30.2	127	95	38	13	16	14	62	42	31	12.7	M10	UC202D1	14.2	6.65	0.505
17	UCP203	30.2	127	95	38	13	16	14	62	42	31	12.7	M10	UC203D1	14.2	6.65	0.505
20	UCP204	33.3	127	95	38	13	16	14	65	42	31	12.7	M10	UC204D1	14.2	6.65	0.505
25	UCP205	36.5	140	105	38	13	16	15	71	42	34.1	14.3	M10	UC205D1	15.5	7.85	0.55
	UCPX05	44.4	159	119	51	17	20	18	85	50	38.1	15.9	M14	UCX05D1	21.6	11.3	0.795
	UCP305	45	175	132	45	17	20	15	85	54	38	15	M14	UC305D1	23.5	10.9	0.855
30	UCP206	42.9	165	121	48	17	20	17	83	54	38.1	15.9	M14	UC206D1	21.6	11.3	0.795
	UCPX06	47.6	175	127	57	17	20	20	93	54	42.9	17.5	M14	UCX06D1	28.4	15.3	1.09
	UCP306	50	180	140	50	17	20	18	95	54	43	17	M14	UC306D1	29.5	15.0	1.14
35	UCP207	47.6	167	127	48	17	20	18	93	54	42.9	17.5	M14	UC207D1	28.4	15.3	1.09
	UCPX07	54	203	144	57	17	20	21	105	60	49.2	19	M14	UCX07D1	32.5	17.8	1.24
	UCP307	56	210	160	56	17	25	20	106	60	48	19	M14	UC307D1	37.0	19.1	1.47
40	UCP208	49.2	184	137	54	17	20	18	98	52	49.2	19	M14	UC208D1	32.5	17.8	1.24
	UCPX08	58.7	222	156	67	20	23	26	111	65	49.2	19	M16	UCX08D1	36.0	20.4	1.60
	UCP308	60	220	170	60	17	27	22	116	60	52	19	M14	UC308D1	45.0	24.0	1.83
45	UCP209	54	190	146	54	17	20	20	106	60	49.2	19	M14	UC209D1	36.0	20.4	1.60
	UCPX09	58.7	222	156	67	20	23	26	116	65	51.6	19	M16	UCX09D1	39.0	23.2	1.82
	UCP309	67	245	190	67	20	30	24	129	65	57	22	M16	UC309D1	58.5	32.0	2.50
50	UCP210	57.2	206	159	60	20	23	21	114	65	51.6	19	M16	UC210D1	39.0	23.2	1.82
	UCPX10	63.5	241	171	73	20	23	27	126	70	55.6	22.2	M16	UCX10D1	48.0	29.2	2.29
	UCP310	75	275	212	75	20	35	27	143	75	61	22	M16	UC310D1	68.5	38.5	2.99

- 1) Spherical graphite cast iron bearings are also available based on request. In this case, a supplementary suffix "N1" is added after the unit number. Example: UCP320N1  
 2) The unit numbers indicate the oil-free type, and supplementary suffix "D1" is added after the number for the oil feeding type.

## Bearing Units

WBW

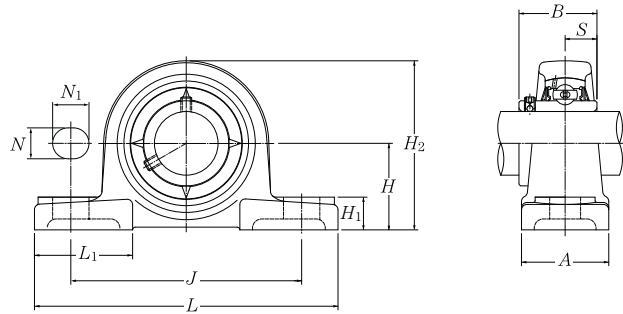


Standard housing number	Number of unit with steel cover		Number of unit with cast iron cover		Dimensions mm					Unit mass (approx.) kg		
	Double-side rubber sealed cover	One-side closing cover	Double-side rubber sealed cover	One-side closing cover	t <sub>1</sub>	t <sub>2</sub>	A <sub>4</sub>	H <sub>3</sub>	A <sub>5</sub>	Standard	With steel cover	With cast iron cover
P203	<b>S-UCP201</b>	<b>SM-UCP201</b>	<b>C-UCP201</b>	<b>CM-UCP201</b>	5	8	51	67	62	0.7	0.7	0.9
P203	<b>S-UCP202</b>	<b>SM-UCP202</b>	<b>C-UCP202</b>	<b>CM-UCP202</b>	5	8	51	67	62	0.7	0.7	0.9
P203	<b>S-UCP203</b>	<b>SM-UCP203</b>	<b>C-UCP203</b>	<b>CM-UCP203</b>	5	8	51	67	62	0.7	0.7	0.9
P204	<b>S-UCP204</b>	<b>SM-UCP204</b>	<b>C-UCP204</b>	<b>CM-UCP204</b>	5	8	51	70	62	0.7	0.7	0.9
P205	<b>S-UCP205</b>	<b>SM-UCP205</b>	<b>C-UCP205</b>	<b>CM-UCP205</b>	7	11	57	76	70	0.8	0.9	1.1
PX05	<b>S-UCPX05</b>	<b>SM-UCPX05</b>	<b>C-UCPX05</b>	<b>CM-UCPX05</b>	7	11	62	89	75	1.4	1.5	1.8
P305	-	-	<b>C-UCP305</b>	<b>CM-UCP305</b>	-	12	-	91	80	1.4	-	1.8
P206	<b>S-UCP206</b>	<b>SM-UCP206</b>	<b>C-UCP206</b>	<b>CM-UCP206</b>	7	11	62	88	75	1.4	1.4	1.7
PX06	<b>S-UCPX06</b>	<b>SM-UCPX06</b>	<b>C-UCPX06</b>	<b>CM-UCPX06</b>	8	10	72	99	80	1.8	2	2.4
P306	-	-	<b>C-UCP306</b>	<b>CM-UCP306</b>	-	11	-	105	85	1.8	-	2.5
P207	<b>S-UCP207</b>	<b>SM-UCP207</b>	<b>C-UCP207</b>	<b>CM-UCP207</b>	8	10	72	99	80	1.6	1.7	2
PX07	<b>S-UCPX07</b>	<b>SM-UCPX07</b>	<b>C-UCPX07</b>	<b>CM-UCPX07</b>	8	9	82	110	90	2.4	2.6	3.3
P307	-	-	<b>C-UCP307</b>	<b>CM-UCP307</b>	-	13	-	115	95	2.5	-	3.2
P208	<b>S-UCP208</b>	<b>SM-UCP208</b>	<b>C-UCP208</b>	<b>CM-UCP208</b>	8	9	82	105	90	1.9	2.1	2.7
PX08	<b>S-UCPX08</b>	<b>SM-UCPX08</b>	<b>C-UCPX08</b>	<b>CM-UCPX08</b>	8	12	82	118	95	2.9	3.1	3.8
P308	-	-	<b>C-UCP308</b>	<b>CM-UCP308</b>	-	13	-	125	105	3	-	4.1
P209	<b>S-UCP209</b>	<b>SM-UCP209</b>	<b>C-UCP209</b>	<b>CM-UCP209</b>	8	12	82	113	95	2.2	2.4	3
PX09	<b>S-UCPX09</b>	<b>SM-UCPX09</b>	<b>C-UCPX09</b>	<b>CM-UCPX09</b>	8	12	87	120	100	3.2	3.5	4.2
P309	-	-	<b>C-UCP309</b>	<b>CM-UCP309</b>	-	14	-	140	110	4.1	-	5.5
P210	<b>S-UCP210</b>	<b>SM-UCP210</b>	<b>C-UCP210</b>	<b>CM-UCP210</b>	8	12	87	119	100	2.7	2.8	3.6
PX10	<b>S-UCPX10</b>	<b>SM-UCPX10</b>	<b>C-UCPX10</b>	<b>CM-UCPX10</b>	10	11	92	130	100	4.1	4.5	5.4
P310	-	-	<b>C-UCP310</b>	<b>CM-UCP310</b>	-	15	-	156	120	5.6	-	7.1

# Bearing Units



Cast iron pillow blocks UCP type / cylindrical bore type, setscrew type

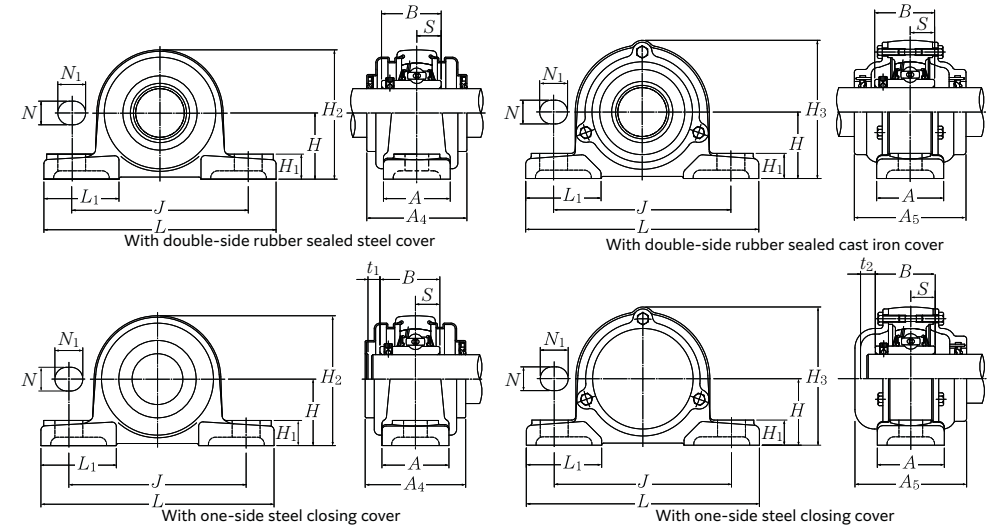


Shaft diameter: 55 to 90 mm

Shaft dia. mm	Unit number <sup>1)2)</sup>	Dimensions mm											Fixing bolt	Number	Bearing		
		H	L	J	A	N	N <sub>1</sub>	H <sub>1</sub>	H <sub>2</sub>	L <sub>1</sub>	B	S			Basic load rating dynamic C <sub>r</sub>	static C <sub>0r</sub>	Fatigue load limit C <sub>u</sub>
		55	UCP211	63.5	219	171	60	20	23	23	126	65			55.6	22.2	M16
	UCPX11	69.8	260	184	79	25	28	30	137	75	65.1	25.4	M20	UCX11D1	58.0	36.0	2.83
	UCP311	80	310	236	80	20	38	30	154	85	66	25	M16	UC311D1	79.5	45.0	3.50
60	UCP212	69.8	241	184	70	20	23	25	138	70	65.1	25.4	M16	UC212D1	58.0	36.0	2.83
	UCPX12	76.2	286	203	83	25	28	33	151	80	65.1	25.4	M20	UCX12D1	63.5	40.0	3.15
	UCP312	85	330	250	85	25	38	32	165	95	71	26	M20	UC312D1	90.5	52.0	4.10
65	UCP213	76.2	265	203	70	25	28	27	151	77	65.1	25.4	M20	UC213D1	63.5	40.0	3.15
	UCPX13	76.2	286	203	83	25	28	33	154	80	74.6	30.2	M20	UCX13D1	69.0	44.0	3.45
	UCP313	90	340	260	90	25	38	33	176	105	75	30	M20	UC313D1	103	60.0	4.60
70	UCP214	79.4	266	210	72	25	28	27	157	77	74.6	30.2	M20	UC214D1	69.0	44.0	3.45
	UCPX14	88.9	330	229	89	27	30	35	170	95	77.8	33.3	M22	UCX14D1	73.5	49.5	3.80
	UCP314	95	360	280	90	27	40	35	187	105	78	33	M22	UC314D1	115	68.0	5.10
75	UCP215	82.6	275	217	74	25	28	28	163	80	77.8	33.3	M20	UC215D1	73.5	49.5	3.80
	UCPX15	88.9	330	229	89	27	30	35	175	95	82.6	33.3	M22	UCX15D1	80.5	53.0	3.95
	UCP315	100	380	290	100	27	40	35	198	110	82	32	M22	UC315D1	126	77.0	5.55
80	UCP216	88.9	292	232	78	25	28	30	175	85	82.6	33.3	M20	UC216D1	80.5	53.0	3.95
	UCPX16	101.6	381	283	102	27	30	40	194	110	85.7	34.1	M22	UCX16D1	92.0	64.0	4.60
	UCP316	106	400	300	110	27	40	40	210	110	86	34	M22	UC316D1	136	86.5	6.05
85	UCP217	95.2	310	247	83	25	28	32	187	85	85.7	34.1	M20	UC217D1	92.0	64.0	4.60
	UCPX17	101.6	381	283	102	27	30	40	200	110	96	39.7	M22	UCX17D1	106	71.5	5.00
	UCP317	112	420	320	110	33	45	40	220	120	96	40	M27	UC317D1	147	97.0	6.55
90	UCP218	101.6	327	262	88	27	30	33	200	90	96	39.7	M22	UC218D1	106	71.5	5.00
	UCPX18	101.6	381	283	111	27	30	40	206	110	104	42.9	M22	UCX18D1	121	82.0	5.55
	UCP318	118	430	330	110	33	45	45	235	120	96	40	M27	UC318D1	158	107	7.10

1) Spherical graphite cast iron bearings are also available based on request. In this case, a supplementary suffix "N1" is added after the unit number. Example: UCP320N1  
2) The unit numbers indicate the oil-free type, and supplementary suffix "D1" is added after the number for the oil feeding type.

# Bearing Units

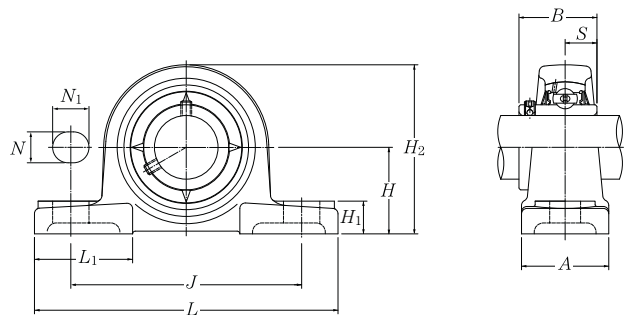


Standard housing number	Number of unit with steel cover		Number of unit with cast iron cover		Dimensions mm					Unit mass (approx.) kg		
	Double-side rubber sealed cover	One-side closing cover	Double-side rubber sealed cover	One-side closing cover	t <sub>1</sub>	t <sub>2</sub>	A <sub>4</sub>	H <sub>3</sub>	A <sub>5</sub>	Standard	With steel cover	With cast iron cover
	P211	<b>S-UCP211</b>	<b>SM-UCP211</b>	<b>C-UCP211</b>	<b>CM-UCP211</b>	10	11	92	130	100	3.4	3.6
PX11	<b>S-UCPX11</b>	<b>SM-UCPX11</b>	<b>C-UCPX11</b>	<b>CM-UCPX11</b>	8	12	102	144	115	5.4	5.8	6.9
P311	-	-	<b>C-UCP311</b>	<b>CM-UCP311</b>	-	15	-	166	125	7.3	-	8.9
P212	<b>S-UCP212</b>	<b>SM-UCP212</b>	<b>C-UCP212</b>	<b>CM-UCP212</b>	8	12	102	143	115	4.7	5	6
PX12	<b>S-UCPX12</b>	<b>SM-UCPX12</b>	<b>C-UCPX12</b>	<b>CM-UCPX12</b>	11	15	107	155	120	6.8	7.3	8.6
P312	-	-	<b>C-UCP312</b>	<b>CM-UCP312</b>	-	16	-	179	135	9.4	-	11
P213	<b>S-UCP213</b>	<b>SM-UCP213</b>	<b>C-UCP213</b>	<b>CM-UCP213</b>	11	15	107	155	120	5.6	5.8	7.2
PX13	-	-	<b>C-UCPX13</b>	<b>CM-UCPX13</b>	-	17	-	159	135	7.1	-	9.4
P313	-	-	<b>C-UCP313</b>	<b>CM-UCP313</b>	-	19	-	190	140	10	-	13
P214	-	-	<b>C-UCP214</b>	<b>CM-UCP214</b>	-	17	-	162	135	6.5	-	8.4
PX14	-	-	<b>C-UCPX14</b>	<b>CM-UCPX14</b>	-	17	-	175	135	9.3	-	12
P314	-	-	<b>C-UCP314</b>	<b>CM-UCP314</b>	-	19	-	200	140	12	-	14
P215	-	-	<b>C-UCP215</b>	<b>CM-UCP215</b>	-	17	-	168	135	7.2	-	9.3
PX15	-	-	<b>C-UCPX15</b>	<b>CM-UCPX15</b>	-	17	-	181	145	10	-	13
P315	-	-	<b>C-UCP315</b>	<b>CM-UCP315</b>	-	19	-	210	150	14	-	17
P216	-	-	<b>C-UCP216</b>	<b>CM-UCP216</b>	-	17	-	181	145	8.7	-	11
PX16	-	-	<b>C-UCPX16</b>	<b>CM-UCPX16</b>	-	19	-	198	155	14	-	17
P316	-	-	<b>C-UCP316</b>	<b>CM-UCP316</b>	-	18	-	221	155	17	-	21
P217	-	-	<b>C-UCP217</b>	<b>CM-UCP217</b>	-	19	-	191	155	11	-	13
PX17	-	-	<b>C-UCPX17</b>	<b>CM-UCPX17</b>	-	20	-	204	165	15	-	19
P317	-	-	<b>C-UCP317</b>	<b>CM-UCP317</b>	-	21	-	235	170	19	-	24
P218	-	-	<b>C-UCP218</b>	<b>CM-UCP218</b>	-	20	-	204	165	13	-	16
PX18	-	-	<b>C-UCPX18</b>	<b>CM-UCPX18</b>	-	22	-	208	180	16	-	21
P318	-	-	<b>C-UCP318</b>	<b>CM-UCP318</b>	-	21	-	246	170	22	-	27

## Bearing Units

WBW

Cast iron pillow blocks UCP type / cylindrical bore type, setscrew type

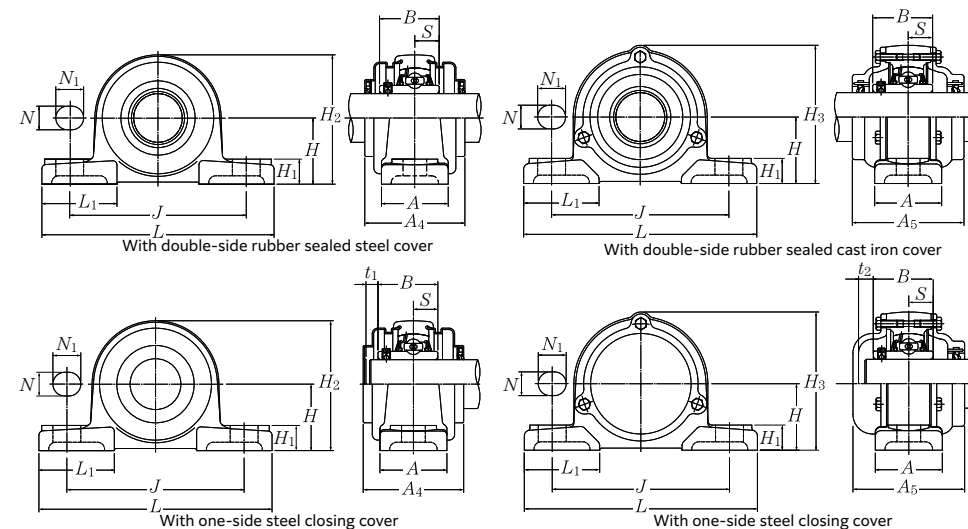


Shaft diameter: 95 to 140 mm

Shaft dia. mm	Unit number <sup>1)2)</sup>	Dimensions mm											Fixing bolt	Number	Bearing		
		H	L	J	A	N	N <sub>1</sub>	H <sub>1</sub>	H <sub>2</sub>	L <sub>1</sub>	B	S			C <sub>r</sub>	C <sub>0r</sub>	C <sub>u</sub>
95	UCP319	125	470	360	120	36	50	45	250	125	103	41	M30	UC319D1	169	119	7.65
100	UCP320	140	490	380	120	36	50	50	275	130	108	42	M30	UC320D1	192	141	8.75
	UCPX20	127	432	337	121	33	36	45	244	125	117.5	49.2	M27	UCX20D1	147	105	6.75
105	UCP321	140	490	380	120	36	50	50	280	130	112	44	M30	UC321D1	204	153	9.35
110	UCP322	150	520	400	140	40	55	55	300	135	117	46	M33	UC322D1	227	179	10.5
120	UCP324	160	570	450	140	40	55	65	320	140	126	51	M33	UC324D1	229	185	10.5
130	UCP326	180	600	480	140	40	55	75	355	140	135	54	M33	UC326D1	254	214	11.7
140	UCP328	200	620	500	140	40	55	75	390	140	145	59	M33	UC328D1	280	246	13.0

## Bearing Units

WBW



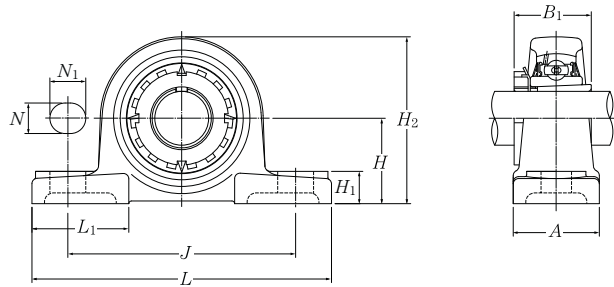
Standard housing number	Number of unit with steel cover		Number of unit with cast iron cover		Dimensions mm					Unit mass (approx.) kg		
	Double-side rubber sealed cover	One-side closing cover	Double-side rubber sealed cover	One-side closing cover	t <sub>1</sub>	t <sub>2</sub>	A <sub>4</sub>	H <sub>3</sub>	A <sub>5</sub>	Standard	With steel cover	With cast iron cover
P319	-	-	<b>C-UCP319</b>	<b>CM-UCP319</b>	-	20	-	258	180	26	-	32
P320	-	-	<b>C-UCP320</b>	<b>CM-UCP320</b>	-	20	-	283	190	33	-	39
PX20	-	-	<b>C-UCPX20</b>	<b>CM-UCPX20</b>	-	23	-	244	195	25	-	29
P321	-	-	<b>C-UCP321</b>	<b>CM-UCP321</b>	-	20	-	290	195	35	-	42
P322	-	-	<b>C-UCP322</b>	<b>CM-UCP322</b>	-	20	-	313	200	43	-	52
P324	-	-	<b>C-UCP324</b>	<b>CM-UCP324</b>	-	22	-	335	215	50	-	67
P326	-	-	<b>C-UCP326</b>	<b>CM-UCP326</b>	-	21	-	375	225	69	-	85
P328	-	-	<b>C-UCP328</b>	<b>CM-UCP328</b>	-	21	-	407	235	84	-	100

1) Spherical graphite cast iron bearings are also available based on request. In this case, a supplementary suffix "N1" is added after the unit number. Example: UCP320N1  
 2) The unit numbers indicate the oil-free type, and supplementary suffix "D1" is added after the number for the oil feeding type.

# Bearing Units

WBW

Cast iron pillow blocks UKP type / tapered bore type, adapter type



Shaft diameter: 20 to 55 mm

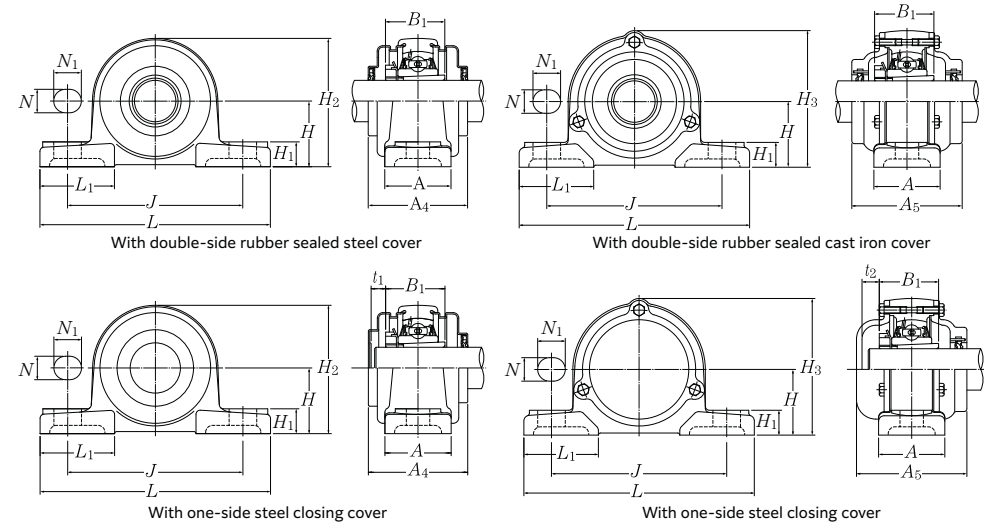
Shaft dia. mm	Unit number <sup>1) 2) 3)</sup>	Dimensions mm										Fixing bolt	Bearing Number	Basic load rating dynamic C <sub>R</sub>	static kN C <sub>0r</sub>	Fatigue load limit C <sub>u</sub>
		H	L	J	A	N	N <sub>1</sub>	H <sub>1</sub>	H <sub>2</sub>	B <sub>1</sub>	L <sub>1</sub>					
		20	UKP205;H2305X UKPX05;H2305X UKP305;H2305X	36.5 44.4 45	140 159 175	105 119 132	38 51 45	13 17 17	16 20 20	15 18 15	71 85 85					
25	UKP206;H2306X UKPX06;H2306X UKP306;H2306X	42.9 47.6 50	165 175 180	121 127 140	48 57 50	17 17 17	20 20 20	17 20 18	83 93 95	38 38 38	54 54 54	M14 M14 M14	UK206D1;H2306X UKX06D1;H2306X UK306D1;H2306X	21.6 28.4 29.5	11.3 15.3 15.0	0.795 1.09 1.14
30	UKP207;H2307X UKPX07;H2307X UKP307;H2307X	47.6 54 56	167 203 210	127 144 160	48 57 56	17 17 17	20 20 25	18 21 20	93 105 106	43 43 43	54 60 60	M14 M14 M14	UK207D1;H2307X UKX07D1;H2307X UK307D1;H2307X	28.4 32.5 37.0	15.3 17.8 19.1	1.09 1.24 1.47
35	UKP208;H2308X UKPX08;H2308X UKP308;H2308X	49.2 58.7 60	184 222 220	137 156 170	54 67 60	17 20 17	20 23 27	18 26 22	98 111 116	46 46 46	52 65 60	M14 M16 M14	UK208D1;H2308X UKX08D1;H2308X UK308D1;H2308X	32.5 36.0 45.0	17.8 20.4 24.0	1.24 1.60 1.83
40	UKP209;H2309X UKPX09;H2309X UKP309;H2309X	54 58.7 67	190 222 245	146 156 190	54 67 67	17 20 20	20 23 30	20 26 24	106 116 129	50 50 50	60 65 65	M14 M16 M16	UK209D1;H2309X UKX09D1;H2309X UK309D1;H2309X	36.0 39.0 58.5	20.4 23.2 32.0	1.60 1.82 2.50
45	UKP210;H2310X UKPX10;H2310X UKP310;H2310X	57.2 63.5 75	206 241 275	159 171 212	60 73 75	20 20 20	23 27 35	21 27 27	114 126 143	55 55 55	65 70 75	M16 M16 M16	UK210D1;H2310X UKX10D1;H2310X UK310D1;H2310X	39.0 48.0 68.5	23.2 29.2 38.5	1.82 2.29 2.99
50	UKP211;H2311X UKPX11;H2311X UKP311;H2311X	63.5 69.8 80	219 260 310	171 184 236	60 79 80	20 25 20	23 30 38	23 30 30	126 137 154	59 59 59	65 75 85	M16 M20 M16	UK211D1;H2311X UKX11D1;H2311X UK311D1;H2311X	48.0 58.0 79.5	29.2 36.0 45.0	2.29 2.83 3.50
55	UKP212;H2312X UKPX12;H2312X UKP312;H2312X	69.8 76.2 85	241 286 330	184 203 250	70 83 85	20 25 25	23 28 38	25 33 32	138 151 165	62 62 62	70 80 95	M16 M20 M20	UK212D1;H2312X UKX12D1;H2312X UK312D1;H2312X	58.0 63.5 90.5	36.0 40.0 52.0	2.83 3.15 4.10

1) Spherical graphite cast iron bearings are also available based on request. In this case, a supplementary suffix "N1" is added after the unit number. Example: UKP310N1; H2310X

2) Unit numbers with the suffix "X" signify narrow slit type adapters, and use washers with straight inner tabs.

# Bearing Units

WBW



Standard housing number	Number of unit with steel cover		Number of unit with cast iron cover		Dimensions mm					Unit mass (approx.) kg		
	Double-side rubber sealed cover	One-side closing cover	Double-side rubber sealed cover	One-side closing cover	t <sub>1</sub>	t <sub>2</sub>	A <sub>4</sub>	H <sub>3</sub>	A <sub>5</sub>	Standard	With steel cover	With cast iron cover
PX05	-	-	C-UKPX05;H2305X	CM-UKPX05;H2305X	-	12	-	89	75	1.4	-	1.8
P305	-	-	C-UKP305;H2305X	CM-UKP305;H2305X	-	14	-	91	80	1.4	-	1.8
P206	S-UKP206;H2306X	SM-UKP206;H2306X	C-UKP206;H2306X	CM-UKP206;H2306X	8	12	62	88	75	1.4	1.4	1.8
PX06	-	-	C-UKPX06;H2306X	CM-UKPX06;H2306X	-	13	-	99	80	1.7	-	2.2
P306	-	-	C-UKP306;H2306X	CM-UKP306;H2306X	-	15	-	105	85	1.8	-	2.6
P207	S-UKP207;H2307X	SM-UKP207;H2307X	C-UKP207;H2307X	CM-UKP207;H2307X	10	12	72	99	80	1.7	1.8	2.1
PX07	-	-	C-UKPX07;H2307X	CM-UKPX07;H2307X	-	15	-	110	90	2.4	-	3.3
P307	-	-	C-UKP307;H2307X	CM-UKP307;H2307X	-	17	-	115	95	2.6	-	3.2
P208	S-UKP208;H2308X	SM-UKP208;H2308X	C-UKP208;H2308X	CM-UKP208;H2308X	13	14	82	105	90	2	2.2	2.8
PX08	-	-	C-UKPX08;H2308X	CM-UKPX08;H2308X	-	17	-	118	95	3.2	-	4.1
P308	-	-	C-UKP308;H2308X	CM-UKP308;H2308X	-	19	-	125	105	3.1	-	4.2
P209	S-UKP209;H2309X	SM-UKP209;H2309X	C-UKP209;H2309X	CM-UKP209;H2309X	12	16	82	113	95	2.3	2.5	3.2
PX09	-	-	C-UKPX09;H2309X	CM-UKPX09;H2309X	-	18	-	120	100	3.2	-	4.3
P309	-	-	C-UKP309;H2309X	CM-UKP309;H2309X	-	19	-	140	110	4.1	-	5.5
P210	S-UKP210;H2310X	SM-UKP210;H2310X	C-UKP210;H2310X	CM-UKP210;H2310X	13	17	87	119	100	2.9	3	3.8
PX10	-	-	C-UKPX10;H2310X	CM-UKPX10;H2310X	-	15	-	130	100	4.2	-	5.4
P310	-	-	C-UKP310;H2310X	CM-UKP310;H2310X	-	21	-	156	120	5.6	-	7.2
P211	S-UKP211;H2311X	SM-UKP211;H2311X	C-UKP211;H2311X	CM-UKP211;H2311X	14	15	92	130	100	3.6	3.7	4.7
PX11	-	-	C-UKPX11;H2311X	CM-UKPX11;H2311X	-	21	-	144	115	5.3	-	6.8
P311	-	-	C-UKP311;H2311X	CM-UKP311;H2311X	-	22	-	166	125	7.3	-	9
P212	S-UKP212;H2312X	SM-UKP212;H2312X	C-UKP212;H2312X	CM-UKP212;H2312X	16	20	102	143	115	4.7	5.1	6.1
PX12	-	-	C-UKPX12;H2312X	CM-UKPX12;H2312X	-	22	-	155	120	6.8	-	8.6
P312	-	-	C-UKP312;H2312X	CM-UKP312;H2312X	-	25	-	179	135	9.3	-	11

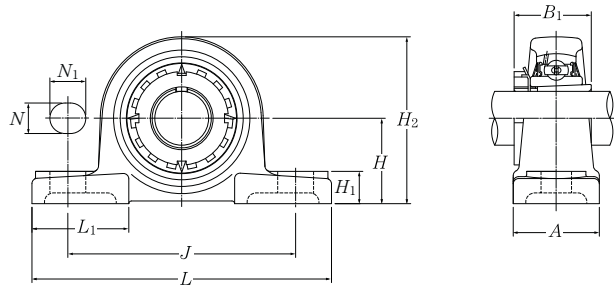
3) The unit numbers indicate the oil-free type, and supplementary suffix "D1" is added after the number for the oil feeding type.



# Bearing Units



Cast iron pillow blocks UKP type / tapered bore type, adapter type

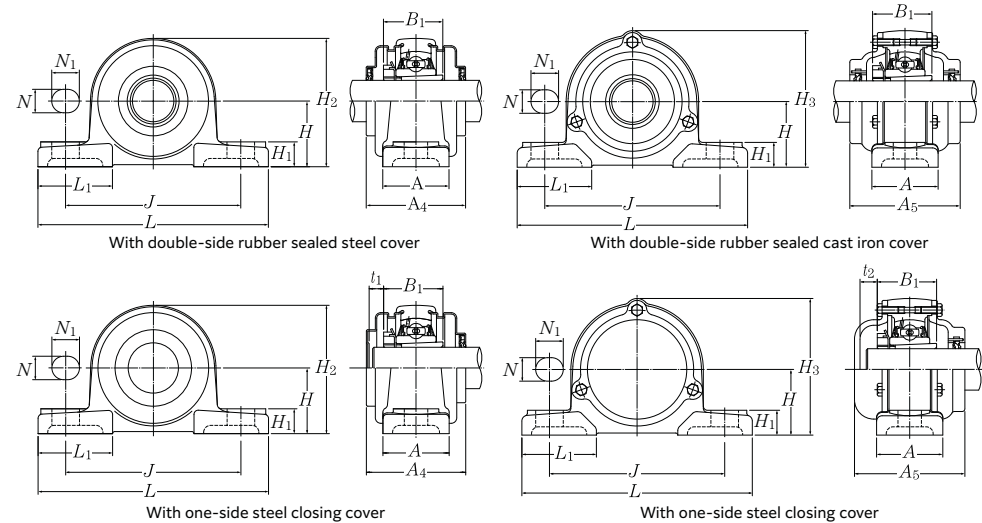


Shaft diameter: 60 to 125 mm

Shaft dia. mm	Unit number <sup>1) 2) 3)</sup>	Dimensions mm										Fixing bolt	Bearing Number	Basic load rating dynamic C <sub>R</sub>	static kN C <sub>0r</sub>	Fatigue load limit C <sub>u</sub>
		H	L	J	A	N	N <sub>1</sub>	H <sub>1</sub>	H <sub>2</sub>	B <sub>1</sub>	L <sub>1</sub>					
		60	UKP213;H2313X UKPX13;H2313X UKP313;H2313X	76.2 76.2 90	265 286 340	203 203 260	70 83 90	25 25 25	28 28 33	27 33 154	151 65 80					
65	UKP215;H2315X UKPX15;H2315X UKP315;H2315X	82.6 88.9 100	275 330 380	217 229 290	74 89 100	25 27 27	28 30 35	28 175 198	163 73 95	80 95 110	M20 M22 M22	UK215D1;H2315X UKX15D1;H2315X UK315D1;H2315X	73.5 80.5 126	49.5 53.0 77.0	3.80 3.95 5.55	
70	UKP216;H2316X UKPX16;H2316X UKP316;H2316X	88.9 101.6 106	292 381 400	232 283 300	78 102 110	25 27 27	28 30 40	30 194 210	78 78 110	85 110 110	M20 M22 M22	UK216D1;H2316X UKX16D1;H2316X UK316D1;H2316X	80.5 92.0 136	53.0 64.0 86.5	3.95 4.60 6.05	
75	UKP217;H2317X UKPX17;H2317X UKP317;H2317X	95.2 101.6 112	310 381 420	247 283 320	83 102 110	25 27 33	28 30 45	32 200 220	187 82 110	85 110 120	M20 M22 M27	UK217D1;H2317X UKX17D1;H2317X UK317D1;H2317X	92.0 106 147	64.0 71.5 97.0	4.60 5.00 6.55	
80	UKP218;H2318X UKPX18;H2318X UKP318;H2318X	101.6 101.6 118	327 381 430	262 283 330	88 111 110	27 27 33	30 40 45	33 206 235	86 86 120	90 110 120	M22 M22 M27	UK218D1;H2318X UKX18D1;H2318X UK318D1;H2318X	106 121 158	71.5 82.0 107	5.00 5.55 7.10	
85	UKP319;H2319X	125	470	360	120	36	50	45	250	90	125	M30	UK319D1;H2319X	169	119	7.65
90	UKPX20;H2320X UKP320;H2320X	127 140	432 490	337 380	121 120	33 36	36 50	45 275	244 97	125 130	M27 M30	UKX20D1;H2320X UK320D1;H2320X	147 192	105 141	6.75 8.75	
100	UKP322;H2322X	150	520	400	140	40	55	55	300	105	135	M33	UK322D1;H2322X	227	179	10.5
110	UKP324;H2324X	160	570	450	140	40	55	65	320	112	140	M33	UK324D1;H2324X	229	185	10.5
115	UKP326;H2326	180	600	480	140	40	55	75	355	121	140	M33	UK326D1;H2326	254	214	11.7
125	UKP328;H2328	200	620	500	140	40	55	75	390	131	140	M33	UK328D1;H2328	280	246	13.0

1) Spherical graphite cast iron bearings are also available based on request. In this case, a supplementary suffix "N1" is added after the unit number. Example: UKP310N1; H2310X

# Bearing Units

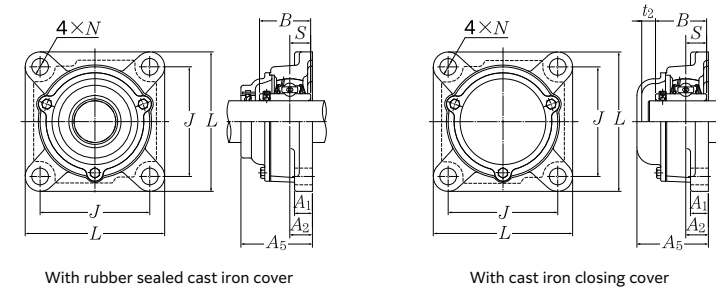
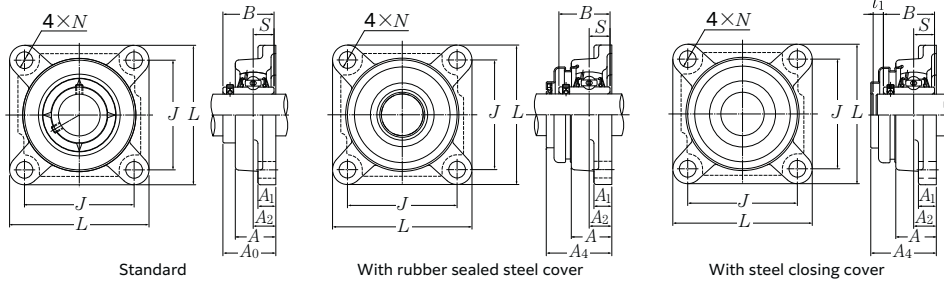


Standard housing number	Number of unit with steel cover		Number of unit with cast iron cover		Dimensions mm					Unit mass (approx.) kg				
	Double-side rubber sealed cover	One-side closing cover	Double-side rubber sealed cover	One-side closing cover	t <sub>1</sub>	t <sub>2</sub>	A <sub>4</sub>	H <sub>3</sub>	A <sub>5</sub>	Standard	With cast iron cover			
											With steel cover	With cast iron cover		
P213	S-UKP213;H2313X SM-UKP213;H2313X	-	C-UKP213;H2313X	CM-UKP213;H2313X	17	21	107	155	120	5.6	5.9	7.4		
PX13			-	-	-	26	-	159	135	7	-	9.2		
P313			-	-	C-UKP313;H2313X	CM-UKP313;H2313X	-	25	-	190	140	10	-	13
P215	-	-	C-UKP215;H2315X	CM-UKP215;H2315X	-	24	-	168	135	7.6	-	9.9		
PX15			-	-	C-UKPX15;H2315X	CM-UKPX15;H2315X	-	29	-	181	145	10	-	13
P315			-	-	C-UKP315;H2315X	CM-UKP315;H2315X	-	26	-	210	150	14	-	18
P216	-	-	C-UKP216;H2316X	CM-UKP216;H2316X	-	27	-	181	145	9.2	-	12		
PX16			-	-	C-UKPX16;H2316X	CM-UKPX16;H2316X	-	31	-	198	155	14	-	17
P316			-	-	C-UKP316;H2316X	CM-UKP316;H2316X	-	24	-	221	155	17	-	21
P217	-	-	C-UKP217;H2317X	CM-UKP217;H2317X	-	30	-	191	155	11	-	14		
PX17			-	-	C-UKPX17;H2317X	CM-UKPX17;H2317X	-	35	-	204	165	15	-	18
P317			-	-	C-UKP317;H2317X	CM-UKP317;H2317X	-	29	-	235	170	19	-	24
P218	-	-	C-UKP218;H2318X	CM-UKP218;H2318X	-	35	-	204	165	13	-	16		
PX18			-	-	C-UKPX18;H2318X	CM-UKPX18;H2318X	-	41	-	208	180	16	-	20
P318			-	-	C-UKP318;H2318X	CM-UKP318;H2318X	-	27	-	246	170	22	-	28
P319	-	-	C-UKP319;H2319X	CM-UKP319;H2319X	-	29	-	258	180	27	-	33		
PX20	-	-	C-UKPX20;H2320X	CM-UKPX20;H2320X	-	43	-	244	195	24	-	28		
P320			-	-	C-UKP320;H2320X	CM-UKP320;H2320X	-	29	-	283	190	33	-	39
P322	-	-	C-UKP322;H2322X	CM-UKP322;H2322X	-	30	-	313	200	43	-	54		
P324	-	-	C-UKP324;H2324X	CM-UKP324;H2324X	-	32	-	335	215	50	-	67		
P326	-	-	C-UKP326;H2326	CM-UKP326;H2326	-	34	-	375	225	69	-	86		
P328	-	-	C-UKP328;H2328	CM-UKP328;H2328	-	36	-	407	235	84	-	101		

2) Unit numbers with the suffix "X" signify narrow slit type adapters, and use washers with straight inner tabs.  
3) The unit numbers indicate the oil-free type, and supplementary suffix "D1" is added after the number for the oil feeding type.



Cast iron square flanged unit UCF type / cylindrical bore type, setscrew type



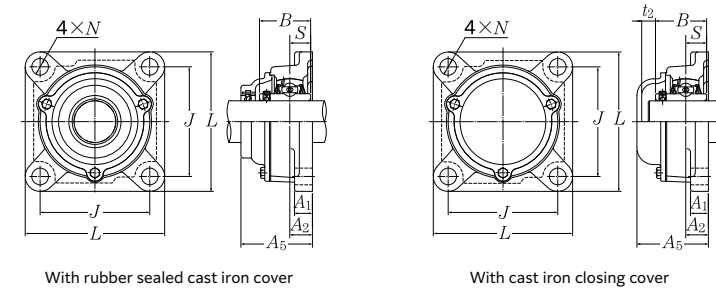
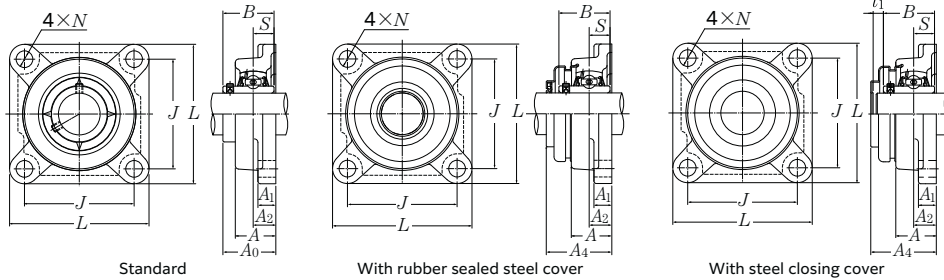
Shaft diameter: 12 to 60 mm

Shaft dia. mm	Unit number <sup>1)2)</sup>	Dimensions mm									Fixing bolt	Number	Bearing		
		L	J	A <sub>2</sub>	A <sub>1</sub>	A	N	A <sub>0</sub>	B	S			C <sub>r</sub>	C <sub>0r</sub>	C <sub>u</sub>
12	UCF201	86	64	15	11	25.5	12	33.3	31	12.7	M10	UC201D1	14.2	6.65	0.505
15	UCF202	86	64	15	11	25.5	12	33.3	31	12.7	M10	UC202D1	14.2	6.65	0.505
17	UCF203	86	64	15	11	25.5	12	33.3	31	12.7	M10	UC203D1	14.2	6.65	0.505
20	UCF204	86	64	15	11	25.5	12	33.3	31	12.7	M10	UC204D1	14.2	6.65	0.505
25	UCF205	95	70	16	13	27	12	35.8	34.1	14.3	M10	UC205D1	15.5	7.85	0.55
	UCFX05	108	83	18	13	30	12	40.2	38.1	15.9	M10	UCX05D1	21.6	11.3	0.795
	UCF305	110	80	16	13	29	16	39	38	15	M14	UC305D1	23.5	10.9	0.855
30	UCF206	108	83	18	13	31	12	40.2	38.1	15.9	M10	UC206D1	21.6	11.3	0.795
	UCFX06	117	92	19	14	34	16	44.4	42.9	17.5	M14	UCX06D1	28.4	15.3	1.09
	UCF306	125	95	18	15	32	16	44	43	17	M14	UC306D1	29.5	15.0	1.14
35	UCF207	117	92	19	15	34	14	44.4	42.9	17.5	M12	UC207D1	28.4	15.3	1.09
	UCFX07	130	102	21	14	38	16	51.2	49.2	19	M14	UCX07D1	32.5	17.8	1.24
	UCF307	135	100	20	16	36	19	49	48	19	M16	UC307D1	37.0	19.1	1.47
40	UCF208	130	102	21	15	36	16	51.2	49.2	19	M14	UC208D1	32.5	17.8	1.24
	UCFX08	137	105	22	14	40	19	52.2	49.2	19	M16	UCX08D1	36.0	20.4	1.60
	UCF308	150	112	23	17	40	19	56	52	19	M16	UC308D1	45.0	24.0	1.83
45	UCF209	137	105	22	16	38	16	52.2	49.2	19	M14	UC209D1	36.0	20.4	1.60
	UCFX09	143	111	23	14	40	19	55.6	51.6	19	M16	UCX09D1	39.0	23.2	1.82
	UCF309	160	125	25	18	44	19	60	57	22	M16	UC309D1	58.5	32.0	2.50
50	UCF210	143	111	22	16	40	16	54.6	51.6	19	M14	UC210D1	39.0	23.2	1.82
	UCFX10	162	130	26	20	44	19	59.4	55.6	22.2	M16	UCX10D1	48.0	29.2	2.29
	UCF310	175	132	28	19	48	23	67	61	22	M20	UC310D1	68.5	38.5	2.99
55	UCF211	162	130	25	18	43	19	58.4	55.6	22.2	M16	UC211D1	48.0	29.2	2.29
	UCFX11	175	143	29	20	49	19	68.7	65.1	25.4	M16	UCX11D1	58.0	36.0	2.83
	UCF311	185	140	30	20	52	23	71	66	25	M20	UC311D1	79.5	45.0	3.50
60	UCF212	175	143	29	18	48	19	68.7	65.1	25.4	M16	UC212D1	58.0	36.0	2.83
	UCFX12	187	149	34	21	59	19	73.7	65.1	25.4	M16	UCX12D1	63.5	40.0	3.15
	UCF312	195	150	33	22	56	23	78	71	26	M20	UC312D1	90.5	52.0	4.10

1) Spherical graphite cast iron bearings are also available based on request. In this case, a supplementary suffix "N1" is added after the unit number. Example: UCF210N1  
 2) The unit numbers indicate the oil-free type, and supplementary suffix "D1" is added after the number for the oil feeding type.

Standard housing number	Number of unit with steel cover		Number of unit with cast iron cover		Dimensions mm					Unit mass (approx.) kg		
	Rubber sealed cover	Closing cover	Rubber sealed cover	Closing cover	t <sub>1</sub>	t <sub>2</sub>	A <sub>4</sub>	A <sub>5</sub>	Standard	With steel cover	With cast iron cover	
F204	S-UCF201	SM-UCF201	C-UCF201	CM-UCF201	5	8	40.5	46	0.6	0.6	0.8	
F204	S-UCF202	SM-UCF202	C-UCF202	CM-UCF202	5	8	40.5	46	0.6	0.6	0.8	
F204	S-UCF203	SM-UCF203	C-UCF203	CM-UCF203	5	8	40.5	46	0.6	0.6	0.8	
F204	S-UCF204	SM-UCF204	C-UCF204	CM-UCF204	5	8	40.5	46	0.6	0.6	0.7	
F205	S-UCF205	SM-UCF205	C-UCF205	CM-UCF205	7	11	44.5	51	0.8	0.8	0.9	
FX05	-	-	C-UCFX05	CM-UCFX05	7	11	49	56	1.1	1.2	1.3	
F305	-	-	C-UCF305	CM-UCF305	-	12	-	56	1.1	-	1.4	
F206	S-UCF206	SM-UCF206	C-UCF206	CM-UCF206	7	11	49	56	1.1	1.1	1.3	
FX06	-	-	C-UCFX06	CM-UCFX06	8	10	55	59	1.6	1.8	1.9	
F306	-	-	C-UCF306	CM-UCF306	-	11	-	60	1.6	-	2.1	
F207	S-UCF207	SM-UCF207	C-UCF207	CM-UCF207	8	10	55	59	1.5	1.5	1.8	
FX07	S-UCFX07	SM-UCFX07	C-UCFX07	CM-UCFX07	8	9	62	66	2.1	2.2	2.5	
F307	-	-	C-UCF307	CM-UCF307	-	14	-	68	2.1	-	2.6	
F208	S-UCF208	SM-UCF208	C-UCF208	CM-UCF208	8	9	62	66	1.7	1.8	2.2	
FX08	S-UCFX08	SM-UCFX08	C-UCFX08	CM-UCFX08	8	12	63	70	2.3	2.4	2.7	
F308	-	-	C-UCF308	CM-UCF308	-	14	-	76	2.7	-	3.4	
F209	S-UCF209	SM-UCF209	C-UCF209	CM-UCF209	8	12	63	70	2.1	2.2	2.6	
FX09	S-UCFX09	SM-UCFX09	C-UCFX09	CM-UCFX09	7	12	65.5	73	2.5	2.6	3	
F309	-	-	C-UCF309	CM-UCF309	-	14	-	80	3.4	-	4.3	
F210	S-UCF210	SM-UCF210	C-UCF210	CM-UCF210	8	12	65.5	72	2.5	2.5	3	
FX10	S-UCFX10	SM-UCFX10	C-UCFX10	CM-UCFX10	9	11	71	76	3.8	3.9	4.3	
F310	-	-	C-UCF310	CM-UCF310	-	15	-	88	4.5	-	5.8	
F211	S-UCF211	SM-UCF211	C-UCF211	CM-UCF211	10	11	71	75	3.3	3.4	4	
FX11	S-UCFX11	SM-UCFX11	C-UCFX11	CM-UCFX11	8	12	80	86	4.8	5	5.5	
F311	-	-	C-UCF311	CM-UCF311	-	15	-	92	5.3	-	6.7	
F212	S-UCF212	SM-UCF212	C-UCF212	CM-UCF212	8	12	80	86	3.9	4.1	4.8	
FX12	S-UCFX12	SM-UCFX12	C-UCFX12	CM-UCFX12	7	15	83.5	94	6.4	6.6	7.3	
F312	-	-	C-UCF312	CM-UCF312	-	16	-	100	6.3	-	7.8	

Cast iron square flanged unit UCF type / cylindrical bore type, setscrew type



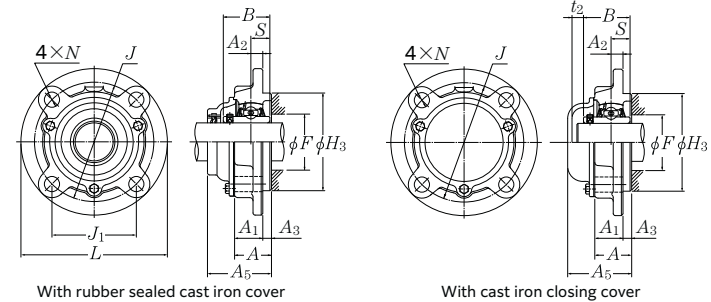
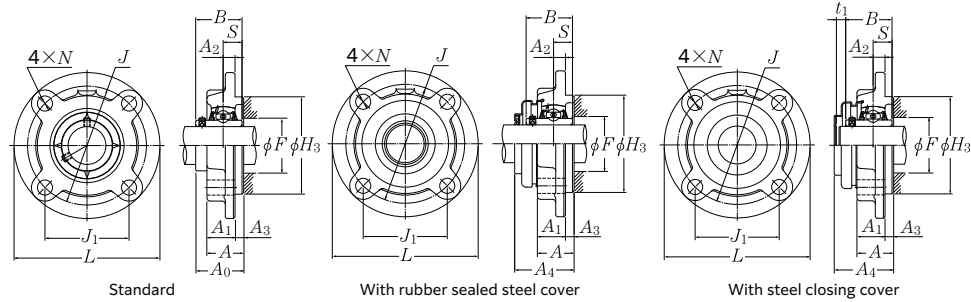
Shaft diameter: 65 to 140 mm

Shaft dia. mm	Unit number <sup>2)</sup>	Dimensions mm										Fixing bolt	Number	Bearing		
		L	J	A <sub>2</sub>	A <sub>1</sub>	A	N	A <sub>0</sub>	B	S	C <sub>r</sub>			C <sub>0r</sub>	C <sub>u</sub>	
																Basic load rating dynamic
65	UCF213	187	149	30	22	50	19	69.7	65.1	25.4	M16	UC213D1	63.5	40.0	3.15	
	UCFX13	187	149	34	21	59	19	78.4	74.6	30.2	M16	UCX13D1	69.0	44.0	3.45	
	UCF313	208	166	33	22	58	23	78	75	30	M20	UC313D1	103	60.0	4.60	
70	UCF214	193	152	31	22	54	19	75.4	74.6	30.2	M16	UC214D1	69.0	44.0	3.45	
	UCFX14	197	152	37	24	60	23	81.5	77.8	33.3	M20	UCX14D1	73.5	49.5	3.80	
	UCF314	226	178	36	25	61	25	81	78	33	M22	UC314D1	115	68.0	5.10	
75	UCF215	200	159	34	22	56	19	78.5	77.8	33.3	M16	UC215D1	73.5	49.5	3.80	
	UCFX15	197	152	40	24	68	23	89.3	82.6	33.3	M20	UCX15D1	80.5	53.0	3.95	
	UCF315	236	184	39	25	66	25	89	82	32	M22	UC315D1	126	77.0	5.55	
80	UCF216	208	165	34	22	58	23	83.3	82.6	33.3	M20	UC216D1	80.5	53.0	3.95	
	UCFX16	214	171	40	24	70	23	91.6	85.7	34.1	M20	UCX16D1	92.0	64.0	4.60	
	UCF316	250	196	38	27	68	31	90	86	34	M27	UC316D1	136	86.5	6.05	
85	UCF217	220	175	36	24	63	23	87.6	85.7	34.1	M20	UC217D1	92.0	64.0	4.60	
	UCFX17	214	171	40	24	70	23	96.3	96	39.7	M20	UCX17D1	106	71.5	5.00	
	UCF317	260	204	44	27	74	31	100	96	40	M27	UC317D1	147	97.0	6.55	
90	UCF218	235	187	40	24	68	23	96.3	96	39.7	M20	UC218D1	106	71.5	5.00	
	UCFX18	214	171	45	24	76	23	106.1	104	42.9	M20	UCX18D1	121	82.0	5.55	
	UCF318	280	216	44	30	76	35	100	96	40	M30	UC318D1	158	107	7.10	
95	UCF319	290	228	59	30	94	35	121	103	41	M30	UC319D1	169	119	7.65	
100	UCFX20	268	211	59 <sup>3)</sup>	31	97	31	127.3	117.5	49.2	M27	UCX20D1	147	105	6.75	
	UCF320	310	242	59	32	94	38	125	108	42	M33	UC320D1	192	141	8.75	
105	UCF321	310	242	59	32	94	38	127	112	44	M33	UC321D1	204	153	9.35	
110	UCF322	340	266	60	35	96	41	131	117	46	M36	UC322D1	227	179	10.5	
120	UCF324	370	290	65	40	110	41	140	126	51	M36	UC324D1	229	185	10.5	
130	UCF326	410	320	65	45	115	41	146	135	54	M36	UC326D1	254	214	11.7	
140	UCF328	450	350	75	55	125	41	161	145	59	M36	UC328D1	280	246	13.0	

1) Spherical graphite cast iron bearings are also available based on request. In this case, a supplementary suffix "N1" is added after the unit number. Example: UCF320N1  
 2) The unit numbers indicate the oil-free type, and supplementary suffix "D1" is added after the number for the oil feeding type.  
 3) Dimension A<sub>2</sub> becomes 49 in the case of a unit with a cast iron cover.

Standard housing number	Number of unit with steel cover		Number of unit with cast iron cover		Dimensions mm					Unit mass (approx.) kg		
	Rubber sealed cover	Closing cover	Rubber sealed cover	Closing cover	t <sub>1</sub>	t <sub>2</sub>	A <sub>4</sub>	A <sub>5</sub>	Standard	With steel cover	With cast iron cover	
F213	<b>S-UCF213</b>	<b>SM-UCF213</b>	<b>C-UCF213</b>	<b>CM-UCF213</b>	11	15	83.5	90	5.5	5.6	6.4	
FX13	-	-	<b>C-UCFX13</b>	<b>CM-UCFX13</b>	-	16	-	101	6.6	-	7.8	
F313	-	-	<b>C-UCF313</b>	<b>CM-UCF313</b>	-	19	-	103	8	-	9.7	
F214	-	-	<b>C-UCF214</b>	<b>CM-UCF214</b>	-	16	-	98	6.3	-	7.4	
FX14	-	-	<b>C-UCFX14</b>	<b>CM-UCFX14</b>	-	17	-	105	7.1	-	8.3	
F314	-	-	<b>C-UCF314</b>	<b>CM-UCF314</b>	-	19	-	106	9.4	-	11	
F215	-	-	<b>C-UCF215</b>	<b>CM-UCF215</b>	-	17	-	102	6.6	-	7.8	
FX15	-	-	<b>C-UCFX15</b>	<b>CM-UCFX15</b>	-	16	-	112	8.6	-	9.9	
F315	-	-	<b>C-UCF315</b>	<b>CM-UCF315</b>	-	19	-	114	11	-	13	
F216	-	-	<b>C-UCF216</b>	<b>CM-UCF216</b>	-	16	-	106	7.9	-	9.2	
FX16	-	-	<b>C-UCFX16</b>	<b>CM-UCFX16</b>	-	20	-	118	11	-	12	
F316	-	-	<b>C-UCF316</b>	<b>CM-UCF316</b>	-	19	-	116	14	-	16	
F217	-	-	<b>C-UCF217</b>	<b>CM-UCF217</b>	-	20	-	114	9.8	-	12	
FX17	-	-	<b>C-UCFX17</b>	<b>CM-UCFX17</b>	-	19	-	122	12	-	14	
F317	-	-	<b>C-UCF317</b>	<b>CM-UCF317</b>	-	21	-	129	15	-	19	
F218	-	-	<b>C-UCF218</b>	<b>CM-UCF218</b>	-	19	-	122	12	-	13	
FX18	-	-	<b>C-UCFX18</b>	<b>CM-UCFX18</b>	-	22	-	135	13	-	15	
F318	-	-	<b>C-UCF318</b>	<b>CM-UCF318</b>	-	21	-	129	19	-	23	
F319	-	-	<b>C-UCF319</b>	<b>CM-UCF319</b>	-	20	-	149	22	-	25	
FX20	-	-	<b>C-UCFX20</b>	<b>CM-UCFX20</b>	-	23	-	146.5	21	-	23	
F320	-	-	<b>C-UCF320</b>	<b>CM-UCF320</b>	-	20	-	154	27	-	32	
F321	-	-	<b>C-UCF321</b>	<b>CM-UCF321</b>	-	20	-	156	26	-	32	
F322	-	-	<b>C-UCF322</b>	<b>CM-UCF322</b>	-	20	-	160	34	-	40	
F324	-	-	<b>C-UCF324</b>	<b>CM-UCF324</b>	-	22	-	172	48	-	56	
F326	-	-	<b>C-UCF326</b>	<b>CM-UCF326</b>	-	22	-	178	63	-	73	
F328	-	-	<b>C-UCF328</b>	<b>CM-UCF328</b>	-	21	-	192	90	-	100	

Round flange with cast iron spigot joint UCFC type / cylindrical bore type, setscrew type



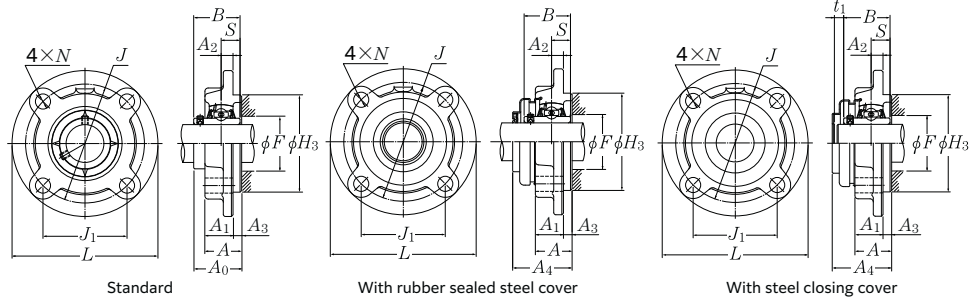
Shaft diameter: 12 to 70 mm

Shaft dia. mm	Unit number <sup>1)2)</sup>	Dimensions													Fixing bolt	Number	Bearing			
		L	J	(J <sub>1</sub> )	A <sub>2</sub>	N	A <sub>3</sub>	A <sub>1</sub>	A <sub>1</sub>	A	H <sub>3</sub>	A <sub>0</sub>	B	S			F (Min.)	Basic load ratings dynamic C <sub>r</sub>	static load limit C <sub>0r</sub>	Fatigue load limit C <sub>u</sub>
12	UCFC201	100	78	55.2	10	12	5	20.5	20.5	25.5	62	33.3	31	12.7	-	M10	UC201D1	14.2	6.65	0.505
15	UCFC202	100	78	55.2	10	12	5	20.5	20.5	25.5	62	33.3	31	12.7	-	M10	UC202D1	14.2	6.65	0.505
17	UCFC203	100	78	55.2	10	12	5	20.5	20.5	25.5	62	33.3	31	12.7	-	M10	UC203D1	14.2	6.65	0.505
20	UCFC204	100	78	55.2	10	12	5	20.5	20.5	25.5	62	33.3	31	12.7	-	M10	UC204D1	14.2	6.65	0.505
25	UCFC205	115	90	63.6	10	12	6	21	22	27	70	35.8	34.1	14.3	-	M10	UC205D1	15.5	7.85	0.55
	UCFCX05	111	92	65.1	10	9.5	6	24	-	30	76	38.2	38.1	15.9	46	M 8	UCX05D1	21.6	11.3	0.795
30	UCFC206	125	100	70.7	10	12	8	23	24.5	31	80	40.2	38.1	15.9	-	M10	UC206D1	21.6	11.3	0.795
	UCFCX06	127	105	74.2	8	12	9.5	22.5	-	32	85	42.9	42.9	17.5	52	M10	UCX06D1	28.4	15.3	1.09
35	UCFC207	135	110	77.8	11	14	8	26	26	34	90	44.4	42.9	17.5	-	M12	UC207D1	28.4	15.3	1.09
	UCFCX07	133	111	78.5	9	12	11	26	-	37	92	50.2	49.2	19	59	M10	UCX07D1	32.5	17.8	1.24
40	UCFC208	145	120	84.9	11	14	10	26	27.5	36	100	51.2	49.2	19	-	M12	UC208D1	32.5	17.8	1.24
	UCFCX08	133	111	78.5	9	12	11	26	-	37	92	50.2	49.2	19	63	M10	UCX08D1	36.0	20.4	1.60
45	UCFC209	160	132	93.3	10	16	12	26	28	38	105	52.2	49.2	19	-	M14	UC209D1	36.0	20.4	1.60
	UCFCX09	155	130	91.9	8	14	12	25	-	37	108	52.6	51.6	19	68	M12	UCX09D1	39.0	23.2	1.82
50	UCFC210	165	138	97.6	10	16	12	28	29	40	110	54.6	51.6	19	-	M14	UC210D1	39.0	23.2	1.82
	UCFCX10	162	136	96.2	7	14	16	25	-	41	118	56.4	55.6	22.2	75	M12	UCX10D1	48.0	29.2	2.29
55	UCFC211	185	150	106.1	13	19	12	31	32.5	43	125	58.4	55.6	22.2	-	M16	UC211D1	48.0	29.2	2.29
	UCFCX11	180	152	107.5	4	16	22	26	-	48	127	65.7	65.1	25.4	83	M14	UCX11D1	58.0	36.0	2.83
60	UCFC212	195	160	113.1	17	19	12	36	38	48	135	68.7	65.1	25.4	-	M16	UC212D1	58.0	36.0	2.83
	UCFCX12	194	165	116.7	11	16	20	33	-	53	140	70.7	65.1	25.4	-	M14	UCX12D1	63.5	40.0	3.15
65	UCFC213	205	170	120.2	16	19	14	36	38	50	145	69.7	65.1	25.4	-	M16	UC213D1	63.5	40.0	3.15
	UCFCX13	194	165	116.7	11	16	20	33	-	53	140	75.4	74.6	30.2	94	M14	UCX13D1	69.0	44.0	3.45
70	UCFC214	215	177	125.2	17	19	14	40	39.5	54	150	75.4	74.6	30.2	94	M16	UC214D1	69.0	44.0	3.45
	UCFCX14	222	190	134.4	14	19	20	36	-	56	164	78.5	77.8	33.3	100	M16	UCX14D1	73.5	49.5	3.80

1) Spherical graphite cast iron bearings are also available based on request. In this case, a supplementary suffix "N1" is added after the unit number. Example: UCFC210N1  
 2) The unit numbers indicate the oil-free type, and supplementary suffix "D1" is added after the number for the oil feeding type.

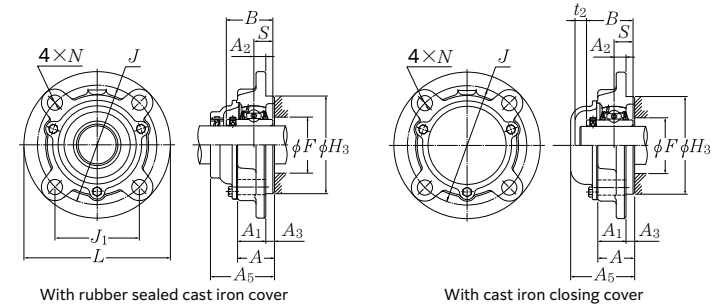
Standard housing number	Number of unit with steel cover		Number of unit with cast iron cover		Dimensions		Unit mass (approx.)				
	Rubber sealed cover	Closing cover	Rubber sealed cover	Closing cover	t <sub>1</sub>	t <sub>2</sub>	A <sub>4</sub>	A <sub>5</sub>	Standard	With steel cover	With cast iron cover
FC204	S-UCFC201	SM-UCFC201	C-UCFC201	CM-UCFC201	5	8	40.5	46	0.8	0.8	0.9
FC204	S-UCFC202	SM-UCFC202	C-UCFC202	CM-UCFC202	5	8	40.5	46	0.8	0.8	0.9
FC204	S-UCFC203	SM-UCFC203	C-UCFC203	CM-UCFC203	5	8	40.5	46	0.8	0.8	0.9
FC204	S-UCFC204	SM-UCFC204	C-UCFC204	CM-UCFC204	5	8	40.5	46	0.7	0.7	0.9
FC205	S-UCFC205	SM-UCFC205	C-UCFC205	CM-UCFC205	7	11	44.5	51	1	1	1.2
FCX05	-	-	-	-	-	-	-	-	1.2	-	-
FC206	S-UCFC206	SM-UCFC206	C-UCFC206	CM-UCFC206	7	11	49	56	1.3	1.4	1.6
FCX06	-	-	-	-	-	-	-	-	1.5	-	-
FC207	S-UCFC207	SM-UCFC207	C-UCFC207	CM-UCFC207	8	10	55	59	1.6	1.7	1.9
FCX07	-	-	-	-	-	-	-	-	1.9	-	-
FC208	S-UCFC208	SM-UCFC208	C-UCFC208	CM-UCFC208	8	9	62	66	2	2.1	2.4
FCX08	-	-	-	-	-	-	-	-	2	-	-
FC209	S-UCFC209	SM-UCFC209	C-UCFC209	CM-UCFC209	8	12	63	70	2.7	2.7	3.2
FCX09	-	-	-	-	-	-	-	-	2.6	-	-
FC210	S-UCFC210	SM-UCFC210	C-UCFC210	CM-UCFC210	8	12	65.5	72	3	3.1	3.6
FCX10	-	-	-	-	-	-	-	-	3.1	-	-
FC211	S-UCFC211	SM-UCFC211	C-UCFC211	CM-UCFC211	10	11	71	75	4	4.2	4.8
FCX11	-	-	-	-	-	-	-	-	4.2	-	-
FC212	S-UCFC212	SM-UCFC212	C-UCFC212	CM-UCFC212	8	12	80	86	4.9	5.1	5.9
FCX12	-	-	-	-	-	-	-	-	5.5	-	-
FC213	S-UCFC213	SM-UCFC213	C-UCFC213	CM-UCFC213	11	14	83.5	89.5	5.8	6	6.8
FCX13	-	-	-	-	-	-	-	-	5.7	-	-
FC214	-	-	C-UCFC214	CM-UCFC214	-	16	-	98	7	-	8
FCX14	-	-	-	-	-	-	-	-	7.3	-	-

Round flange with cast iron spigot joint UCFC type / cylindrical bore type, setscrew type



Shaft diameter: 75 to 100 mm

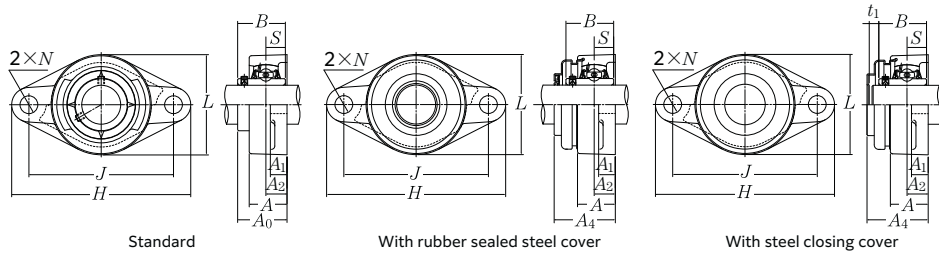
Shaft dia. mm	Unit number <sup>1)2)</sup>	Dimensions													Fixing bolt	Number	Bearing			
		mm															Basic load ratings dynamic	static	Fatigue load limit	
		Standard With steel cover / With cast iron cover																		$C_r$
$L$	$J$	$(J_1)$	$A_2$	$N$	$A_3$	$A_1$	$A_1$	$A$	$H_3$	$A_0$	$B$	$S$	$F$ (Min.)							
75	UCFC215	220	184	130.1	18	19	16	40	43	56	160	78.5	77.8	33.3	100	M16	UC215D1	73.5	49.5	3.80
	UCFCX15	222	190	134.4	12	19	22	35	-	57	164	83.3	82.6	33.3	105	M16	UCX15D1	80.5	53.0	3.95
80	UCFC216	240	200	141.4	18	23	16	42	43	58	170	83.3	82.6	33.3	105	M20	UC216D1	80.5	53.0	3.95
	UCFCX16	260	219	154.9	10	23	25	36	-	61	186	86.6	85.7	34.1	113	M20	UCX16D1	92.0	64.0	4.60
85	UCFC217	250	208	147.1	18	23	18	45	45.5	63	180	87.6	85.7	34.1	113	M20	UC217D1	92.0	64.0	4.60
	UCFCX17	260	219	154.9	10	23	25	36	-	61	186	91.3	96	39.7	119	M20	UCX17D1	106	71.5	5.00
90	UCFC218	265	220	155.6	22	23	18	50	50	68	190	96.3	96	39.7	119	M20	UC218D1	106	71.5	5.00
	UCFCX18	260	219	154.9	12	23	28	43	-	71	186	101.1	104	42.9	126	M20	UCX18D1	121	82.0	5.55
100	UCFCX20	276	238	168.3	22	23	28	66	-	94	206	118.3	117.5	49.2	139	M20	UCX20D1	147	105	6.75



Standard housing number	Number of unit with steel cover		Number of unit with cast iron cover		Dimensions					Unit mass (approx.)		
	Rubber sealed cover	Closing cover	Rubber sealed cover	Closing cover	mm					Standard	kg	
					$t_1$	$t_2$	$A_4$	$A_5$	With steel cover		With cast iron cover	
FC215	-	-	<b>C-UCFC215</b>	<b>CM-UCFC215</b>	-	17	-	102	-	7.4	-	8.8
FCX15	-	-	-	-	-	-	-	-	-	8	-	-
FC216	-	-	<b>C-UCFC216</b>	<b>CM-UCFC216</b>	-	16	-	106	-	9.1	-	10
FCX16	-	-	-	-	-	-	-	-	-	12	-	-
FC217	-	-	<b>C-UCFC217</b>	<b>CM-UCFC217</b>	-	20	-	114	-	11	-	12
FCX17	-	-	-	-	-	-	-	-	-	12	-	-
FC218	-	-	<b>C-UCFC218</b>	<b>CM-UCFC218</b>	-	19	-	122	-	13	-	15
FCX18	-	-	-	-	-	-	-	-	-	12	-	-
FCX20	-	-	-	-	-	-	-	-	-	18	-	-

1) Spherical graphite cast iron bearings are also available based on request. In this case, a supplementary suffix "N1" is added after the unit number. Example: UCFC218N1  
 2) The unit numbers indicate the oil-free type, and supplementary suffix "D1" is added after the number for the oil feeding type.

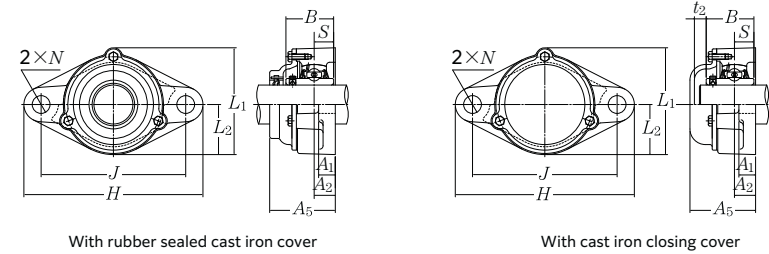
Cast iron rhombus flanged unit UCFL type / cylindrical bore type, setscrew type



Shaft diameter: 12 to 60 mm

Shaft dia. mm	Unit number <sup>1) 2)</sup>	Dimensions mm										Fixing bolt	Number	Bearing		
		H	J	A <sub>2</sub>	A <sub>1</sub>	A	N	L	A <sub>0</sub>	B	S			Basic load ratings dynamic C <sub>r</sub>	static kN C <sub>0r</sub>	Fatigue load limit C <sub>u</sub>
12	UCFL201	113	90	15	11	25.5	12	60	33.3	31	12.7	M10	UC201D1	14.2	6.65	0.505
15	UCFL202	113	90	15	11	25.5	12	60	33.3	31	12.7	M10	UC202D1	14.2	6.65	0.505
17	UCFL203	113	90	15	11	25.5	12	60	33.3	31	12.7	M10	UC203D1	14.2	6.65	0.505
20	UCFL204	113	90	15	11	25.5	12	60	33.3	31	12.7	M10	UC204D1	14.2	6.65	0.505
25	UCFL205	130	99	16	13	27	16	68	35.8	34.1	14.3	M14	UC205D1	15.5	7.85	0.55
	UCFLX05	141	117	18	13	30	12	83	40.2	38.1	15.9	M10	UCX05D1	21.6	11.3	0.795
	UCFL305	150	113	16	13	29	19	80	39	38	15	M16	UC305D1	23.5	10.9	0.855
30	UCFL206	148	117	18	13	31	16	80	40.2	38.1	15.9	M14	UC206D1	21.6	11.3	0.795
	UCFLX06	156	130	19	15	34	16	95	44.4	42.9	17.5	M14	UCX06D1	28.4	15.3	1.09
	UCFL306	180	134	18	15	32	23	90	44	43	17	M20	UC306D1	29.5	15.0	1.14
35	UCFL207	161	130	19	15	34	16	90	44.4	42.9	17.5	M14	UC207D1	28.4	15.3	1.09
	UCFLX07	171	144	21	16	38	16	105	51.2	49.2	19	M14	UCX07D1	32.5	17.8	1.24
	UCFL307	185	141	20	16	36	23	100	49	48	19	M20	UC307D1	37.0	19.1	1.47
40	UCFL208	175	144	21	15	36	16	100	51.2	49.2	19	M14	UC208D1	32.5	17.8	1.24
	UCFLX08	179	148	22	16	40	16	111	52.2	49.2	19	M14	UCX08D1	36.0	20.4	1.60
	UCFL308	200	158	23	17	40	23	112	56	52	19	M20	UC308D1	45.0	24.0	1.83
45	UCFL209	188	148	22	16	38	19	108	52.2	49.2	19	M16	UC209D1	36.0	20.4	1.60
	UCFLX09	189	157	23	16	40	16	116	55.6	51.6	19	M14	UCX09D1	39.0	23.2	1.82
	UCFL309	230	177	25	18	44	25	125	60	57	22	M22	UC309D1	58.5	32.0	2.50
50	UCFL210	197	157	22	16	40	19	115	54.6	51.6	19	M16	UC210D1	39.0	23.2	1.82
	UCFLX10	216	184	26	18	44	19	133	59.4	55.6	22.2	M16	UCX10D1	48.0	29.2	2.29
	UCFL310	240	187	28	19	48	25	140	67	61	22	M22	UC310D1	68.5	38.5	2.99
55	UCFL211	224	184	25	18	43	19	130	58.4	55.6	22.2	M16	UC211D1	48.0	29.2	2.29
	UCFL311	250	198	30	20	52	25	150	71	66	25	M22	UC311D1	79.5	45.0	3.50
60	UCFL212	250	202	29	18	48	23	140	68.7	65.1	25.4	M20	UC212D1	58.0	36.0	2.83
	UCFL312	270	212	33	22	56	31	160	78	71	26	M27	UC312D1	90.5	52.0	4.10

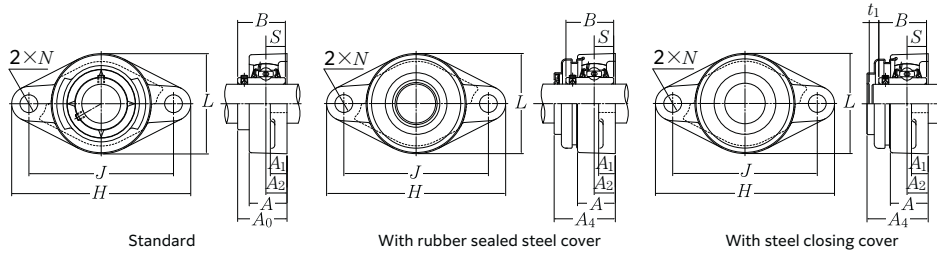
1) Spherical graphite cast iron bearings are also available based on request. In this case, a supplementary suffix "N1" is added after the unit number. Example: UCFL210N1  
2) The unit numbers indicate the oil-free type, and supplementary suffix "D1" is added after the number for the oil feeding type.



Standard housing number	Number of unit with steel cover		Number of unit with cast iron cover		Dimensions mm						Unit mass (approx.) kg		
	Rubber sealed cover	Closing cover	Rubber sealed cover	Closing cover	t <sub>1</sub>	t <sub>2</sub>	A <sub>4</sub>	A <sub>5</sub>	L <sub>1</sub>	L <sub>2</sub>	Standard	With steel cover	With cast iron cover
FL204	S-UCFL201	SM-UCFL201	C-UCFL201	CM-UCFL201	5	8	40.5	46	67	30	0.5	0.5	0.6
FL204	S-UCFL202	SM-UCFL202	C-UCFL202	CM-UCFL202	5	8	40.5	46	67	30	0.5	0.5	0.6
FL204	S-UCFL203	SM-UCFL203	C-UCFL203	CM-UCFL203	5	8	40.5	46	67	30	0.5	0.5	0.6
FL204	S-UCFL204	SM-UCFL204	C-UCFL204	CM-UCFL204	5	8	40.5	46	67	30	0.4	0.4	0.6
FL205	S-UCFL205	SM-UCFL205	C-UCFL205	CM-UCFL205	7	11	44.5	51	74	34	0.6	0.6	0.8
FLX05	S-UCFLX05	SM-UCFLX05	C-UCFLX05	CM-UCFLX05	7	11	49	56	86	41.5	1	1	1.2
FL305	-	-	C-UCFL305	CM-UCFL305	-	12	-	56	86	40	0.9	-	1.2
FL206	S-UCFL206	SM-UCFL206	C-UCFL206	CM-UCFL206	7	11	49	56	85	40	0.8	0.9	1.2
FLX06	S-UCFLX06	SM-UCFLX06	C-UCFLX06	CM-UCFLX06	8	10	55	59	98.5	47.5	1.4	1.6	1.8
FL306	-	-	C-UCFL306	CM-UCFL306	-	11	-	60	101	45	1.4	-	1.7
FL207	S-UCFL207	SM-UCFL207	C-UCFL207	CM-UCFL207	8	10	55	59	97	45	1.2	1.2	1.4
FLX07	S-UCFLX07	SM-UCFLX07	C-UCFLX07	CM-UCFLX07	8	9	62	66	108.5	52.5	1.8	1.9	2.2
FL307	-	-	C-UCFL307	CM-UCFL307	-	14	-	68	110	50	1.7	-	2.1
FL208	S-UCFL208	SM-UCFL208	C-UCFL208	CM-UCFL208	8	9	62	66	106	50	1.5	1.5	1.9
FLX08	S-UCFLX08	SM-UCFLX08	C-UCFLX08	CM-UCFLX08	8	12	63	70	114.5	55.5	2	2.1	2.4
FL308	-	-	C-UCFL308	CM-UCFL308	-	14	-	76	122	56	2.2	-	2.9
FL209	S-UCFL209	SM-UCFL209	C-UCFL209	CM-UCFL209	8	12	63	70	113	54	1.8	1.9	2.3
FLX09	S-UCFLX09	SM-UCFLX09	C-UCFLX09	CM-UCFLX09	7	12	65.5	73	119.5	58	2.2	2.3	2.7
FL309	-	-	C-UCFL309	CM-UCFL309	-	14	-	80	135	62	3	-	3.8
FL210	S-UCFL210	SM-UCFL210	C-UCFL210	CM-UCFL210	8	12	65.5	72	120	58	2	2.1	2.7
FLX10	S-UCFLX10	SM-UCFLX10	C-UCFLX10	CM-UCFLX10	9	11	71	76	133.5	66.5	3	3.2	3.6
FL310	-	-	C-UCFL310	CM-UCFL310	-	15	-	88	152	70	4.1	-	5
FL211	S-UCFL211	SM-UCFL211	C-UCFL211	CM-UCFL211	10	11	71	75	133	65	2.9	3	3.4
FL311	-	-	C-UCFL311	CM-UCFL311	-	15	-	92	162	75	4.6	-	5.9
FL212	S-UCFL212	SM-UCFL212	C-UCFL212	CM-UCFL212	8	12	80	86	144	70	3.8	4	4.6
FL312	-	-	C-UCFL312	CM-UCFL312	-	16	-	100	175	80	5.7	-	7.7



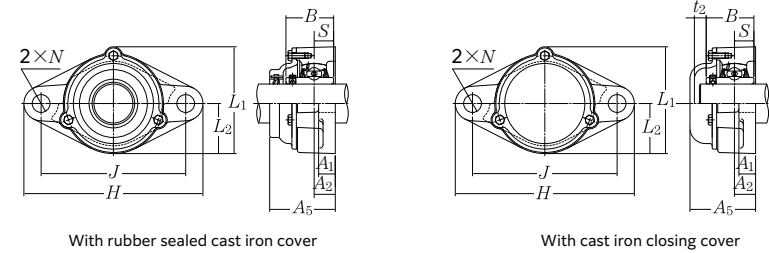
Cast iron rhombus flanged unit UCFL type / cylindrical bore type, setscrew type



Shaft diameter: 65 to 140 mm

Shaft dia. mm	Unit number <sup>1)2)</sup>	Dimensions mm										Fixing bolt	Number	Bearing		
		H	J	A <sub>2</sub>	A <sub>1</sub>	A	N	L	A <sub>0</sub>	B	S			C <sub>r</sub>	C <sub>0r</sub>	C <sub>u</sub>
65	UCFL213	258	210	30	22	50	23	155	69.7	65.1	25.4	M20	UC213D1	63.5	40.0	3.15
	UCFL313	295	240	33	25	58	31	175	78	75	30	M27	UC313D1	103	60.0	4.60
70	UCFL214	265	216	31	22	54	23	160	75.4	74.6	30.2	M20	UC214D1	69.0	44.0	3.45
	UCFL314	315	250	36	28	61	35	185	81	78	33	M30	UC314D1	115	68.0	5.10
75	UCFL215	275	225	34	22	56	23	165	78.5	77.8	33.3	M20	UC215D1	73.5	49.5	3.80
	UCFL315	320	260	39	30	66	35	195	89	82	32	M30	UC315D1	126	77.0	5.55
80	UCFL216	290	233	34	22	58	25	180	83.3	82.6	33.3	M22	UC216D1	80.5	53.0	3.95
	UCFL316	355	285	38	32	68	38	210	90	86	34	M33	UC316D1	136	86.5	6.05
85	UCFL217	305	248	36	24	63	25	190	87.6	85.7	34.1	M22	UC217D1	92.0	64.0	4.60
	UCFL317	370	300	44	32	74	38	220	100	96	40	M33	UC317D1	147	97.0	6.55
90	UCFL218	320	265	40	24	68	25	205	96.3	96	39.7	M22	UC218D1	106	71.5	5.00
	UCFL318	385	315	44	36	76	38	235	100	96	40	M33	UC318D1	158	107	7.10
95	UCFL319	405	330	59	40	94	41	250	121	103	41	M36	UC319D1	169	119	7.65
100	UCFL320	440	360	59	40	94	44	270	125	108	42	M39	UC320D1	192	141	8.75
105	UCFL321	440	360	59	40	94	44	270	127	112	44	M39	UC321D1	204	153	9.35
110	UCFL322	470	390	60	42	96	44	300	131	117	46	M39	UC322D1	227	179	10.5
120	UCFL324	520	430	65	48	110	47	330	140	126	51	M42	UC324D1	229	185	10.5
130	UCFL326	550	460	65	50	115	47	360	146	135	54	M42	UC326D1	254	214	11.7
140	UCFL328	600	500	75	60	125	51	400	161	145	59	M45	UC328D1	280	246	13.0

1) Spherical graphite cast iron bearings are also available based on request. In this case, a supplementary suffix "N1" is added after the unit number. Example: UCFL215N1  
 2) The unit numbers indicate the oil-free type, and supplementary suffix "D1" is added after the number for the oil feeding type.



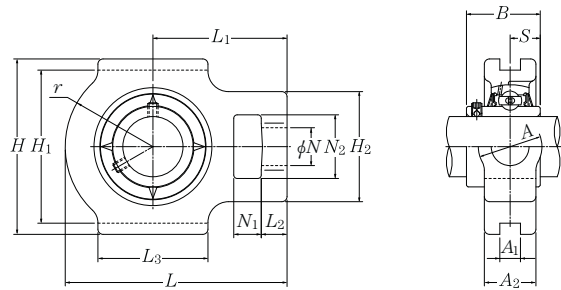
Standard housing number	Number of unit with steel cover		Number of unit with cast iron cover		Dimensions mm						Unit mass (approx.) kg		
	Rubber sealed cover	Closing cover	Rubber sealed cover	Closing cover	t <sub>1</sub>	t <sub>2</sub>	A <sub>4</sub>	A <sub>5</sub>	L <sub>1</sub>	L <sub>2</sub>	Standard	With steel cover	With cast iron cover
FL213	<b>S-UCFL213 SM-UCFL213</b>		<b>C-UCFL213</b>	<b>CM-UCFL213</b>	11	15	83.5	90	157	78	4.8	4.9	5.8
FL313	-	-	<b>C-UCFL313</b>	<b>CM-UCFL313</b>	-	19	-	103	189	88	7.5	-	9.9
FL214	-	-	<b>C-UCFL214</b>	<b>CM-UCFL214</b>	-	16	-	98	164	80	5.4	-	7.7
FL314	-	-	<b>C-UCFL314</b>	<b>CM-UCFL314</b>	-	19	-	106	198	92	8.6	-	11
FL215	-	-	<b>C-UCFL215</b>	<b>CM-UCFL215</b>	-	17	-	102	169	82	6	-	7.1
FL315	-	-	<b>C-UCFL315</b>	<b>CM-UCFL315</b>	-	19	-	114	210	98	9.8	-	12
FL216	-	-	<b>C-UCFL216</b>	<b>CM-UCFL216</b>	-	16	-	106	183	90	7.4	-	8.6
FL316	-	-	<b>C-UCFL316</b>	<b>CM-UCFL316</b>	-	19	-	116	222	105	13	-	16
FL217	-	-	<b>C-UCFL217</b>	<b>CM-UCFL217</b>	-	20	-	114	192	95	8.8	-	10
FL317	-	-	<b>C-UCFL317</b>	<b>CM-UCFL317</b>	-	19	-	127	234	110	15	-	17
FL218	-	-	<b>C-UCFL218</b>	<b>CM-UCFL218</b>	-	19	-	122	205	102	11	-	13
FL318	-	-	<b>C-UCFL318</b>	<b>CM-UCFL318</b>	-	21	-	129	247	118	17	-	21
FL319	-	-	<b>C-UCFL319</b>	<b>CM-UCFL319</b>	-	20	-	149	260	125	23	-	26
FL320	-	-	<b>C-UCFL320</b>	<b>CM-UCFL320</b>	-	20	-	154	280	135	26	-	31
FL321	-	-	<b>C-UCFL321</b>	<b>CM-UCFL321</b>	-	20	-	156	287	135	27	-	32
FL322	-	-	<b>C-UCFL322</b>	<b>CM-UCFL322</b>	-	20	-	160	315	150	34	-	39
FL324	-	-	<b>C-UCFL324</b>	<b>CM-UCFL324</b>	-	22	-	172	342	165	48	-	52
FL326	-	-	<b>C-UCFL326</b>	<b>CM-UCFL326</b>	-	22	-	178	376	180	58	-	67
FL328	-	-	<b>C-UCFL328</b>	<b>CM-UCFL328</b>	-	21	-	192	410	200	81	-	90



# Bearing Units



Cast iron take-up unit UCT type / cylindrical bore type, setscrew type

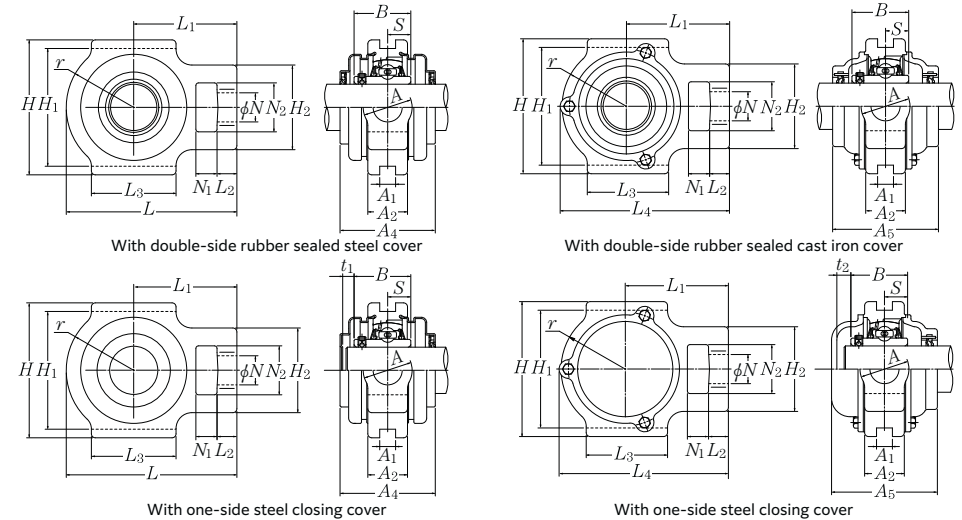


Shaft diameter: 12 to 50 mm

Shaft dia. mm	Unit number <sup>1)2)</sup>	Dimensions mm															Number	Bearing			
		N <sub>1</sub>	L <sub>2</sub>	H <sub>2</sub>	N <sub>2</sub>	N	L <sub>3</sub>	A <sub>1</sub>	H <sub>1</sub>	H	L	A <sub>2</sub>	A	r	L <sub>1</sub>	B		S	C <sub>R</sub>	C <sub>0R</sub>	C <sub>u</sub>
12	UCT201	16	12	51	32	19	51	12	76	89	94	21	32	33	61	31	12.7	UC201D1	14.2	6.65	0.505
15	UCT202	16	12	51	32	19	51	12	76	89	94	21	32	33	61	31	12.7	UC202D1	14.2	6.65	0.505
17	UCT203	16	12	51	32	19	51	12	76	89	94	21	32	33	61	31	12.7	UC203D1	14.2	6.65	0.505
20	UCT204	16	12	51	32	19	51	12	76	89	94	21	32	33	61	31	12.7	UC204D1	14.2	6.65	0.505
25	UCT205	16	12	51	32	19	51	12	76	89	97	24	32	35	62	34.1	14.3	UC205D1	15.5	7.85	0.55
	UCTX05	16	12	56	37	22	57	12	89	102	113	28	37	43	70	38.1	15.9	UCX05D1	21.6	11.3	0.795
	UCT305	16	14	62	36	26	65	12	80	89	122	26	36	46	76	38	15	UC305D1	23.5	10.9	0.855
30	UCT206	16	12	56	37	22	57	12	89	102	113	28	37	43	70	38.1	15.9	UC206D1	21.6	11.3	0.795
	UCTX06	16	15	64	37	22	64	12	89	102	129	30	37	51	78	42.9	17.5	UCX06D1	28.4	15.3	1.09
	UCT306	18	16	70	41	28	74	16	90	100	137	28	41	52	85	43	17	UC306D1	29.5	15.0	1.14
35	UCT207	16	15	64	37	22	64	12	89	102	129	30	37	51	78	42.9	17.5	UC207D1	28.4	15.3	1.09
	UCTX07	19	17	83	49	29	83	16	102	114	144	36	49	56	88	49.2	19	UCX07D1	32.5	17.8	1.24
	UCT307	20	17	75	45	30	80	16	100	111	150	32	45	56	94	48	19	UC307D1	37.0	19.1	1.47
40	UCT208	19	18	83	49	29	83	16	102	114	144	33	49	56	88	49.2	19	UC208D1	32.5	17.8	1.24
	UCTX08	19	17	83	49	29	83	16	102	117	144	36	49	57	87	49.2	19	UCX08D1	36.0	20.4	1.60
	UCT308	22	19	83	50	32	89	18	112	124	162	34	50	62	100	52	19	UC308D1	45.0	24.0	1.83
45	UCT209	19	18	83	49	29	83	16	102	117	145	35	49	57	88	49.2	19	UC209D1	36.0	20.4	1.60
	UCTX09	19	18	83	49	29	86	16	102	117	151	38	49	59	92	51.6	19	UCX09D1	39.0	23.2	1.82
	UCT309	24	20	90	55	34	97	18	125	138	178	38	55	68	110	57	22	UC309D1	58.5	32.0	2.50
50	UCT210	19	18	83	49	29	86	16	102	117	151	37	49	59	92	51.6	19	UC210D1	39.0	23.2	1.82
	UCTX10	25	21	102	64	35	95	22	130	146	171	42	64	65	106	55.6	22.2	UCX10D1	48.0	29.2	2.29
	UCT310	27	22	98	61	37	106	20	140	151	192	40	61	74	118	61	22	UC310D1	68.5	38.5	2.99

1) Spherical graphite cast iron bearings are also available based on request. In this case, a supplementary suffix "N1" is added after the number. Example: UCT210N1  
 2) The unit numbers indicate the oil-free type, and supplementary suffix "D1" is added after the number for the oil feeding type.

# Bearing Units

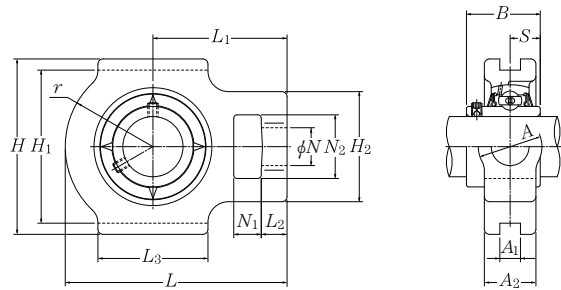


Standard housing number	Number of unit with steel cover		Number of unit with cast iron cover		Dimensions mm			Unit mass (approx.) kg				
	Double-side rubber sealed cover	One-side closing cover	Double-side rubber sealed cover	One-side closing cover	t <sub>1</sub>	t <sub>2</sub>	A <sub>4</sub>	L <sub>4</sub>	A <sub>5</sub>	Standard	With steel cover	With cast iron cover
T204	S-UCT201	SM-UCT201	C-UCT201	CM-UCT201	5	8	51	97	62	0.6	0.8	1.1
T204	S-UCT202	SM-UCT202	C-UCT202	CM-UCT202	5	8	51	97	62	0.6	0.8	1
T204	S-UCT203	SM-UCT203	C-UCT203	CM-UCT203	5	8	51	97	62	0.6	0.8	1
T204	S-UCT204	SM-UCT204	C-UCT204	CM-UCT204	5	8	51	97	62	0.6	0.8	1
T205	S-UCT205	SM-UCT205	C-UCT205	CM-UCT205	7	11	57	100.5	70	0.8	0.9	1.1
TX05	S-UCTX05	SM-UCTX05	C-UCTX05	CM-UCTX05	7	11	62	113.5	75	1.3	1.5	1.8
T305	-	-	C-UCT305	CM-UCT305	-	12	-	122	80	1.4	-	1.7
T206	S-UCT206	SM-UCT206	C-UCT206	CM-UCT206	7	11	62	113.5	75	1.3	1.3	1.7
TX06	S-UCTX06	SM-UCTX06	C-UCTX06	CM-UCTX06	8	10	72	129	80	1.7	2	2.3
T306	-	-	C-UCT306	CM-UCT306	-	11	-	139	85	1.8	-	2.4
T207	S-UCT207	SM-UCT207	C-UCT207	CM-UCT207	8	10	72	129	80	1.6	1.7	2.1
TX07	S-UCTX07	SM-UCTX07	C-UCTX07	CM-UCTX07	8	9	82	144	90	2.6	2.8	3.5
T307	-	-	C-UCT307	CM-UCT307	-	13	-	152	95	2.3	-	3.2
T208	S-UCT208	SM-UCT208	C-UCT208	CM-UCT208	8	9	82	144	90	2.4	2.5	3.1
TX08	S-UCTX08	SM-UCTX08	C-UCTX08	CM-UCTX08	8	12	82	144.5	95	2.6	2.8	3.5
T308	-	-	C-UCT308	CM-UCT308	-	13	-	164	105	3	-	4.2
T209	S-UCT209	SM-UCT209	C-UCT209	CM-UCT209	8	12	82	145.5	95	2.4	2.5	3.2
TX09	S-UCTX09	SM-UCTX09	C-UCTX09	CM-UCTX09	8	12	87	152	100	2.7	3	3.7
T309	-	-	C-UCT309	CM-UCT309	-	14	-	181	110	4	-	5.5
T210	S-UCT210	SM-UCT210	C-UCT210	CM-UCT210	8	12	87	152	100	2.6	2.7	3.6
TX10	S-UCTX10	SM-UCTX10	C-UCTX10	CM-UCTX10	10	11	92	171.5	100	4.2	4.6	5.4
T310	-	-	C-UCT310	CM-UCT310	-	15	-	197	120	5	-	7.1

# Bearing Units



Cast iron take-up unit UCT type / cylindrical bore type, setscrew type

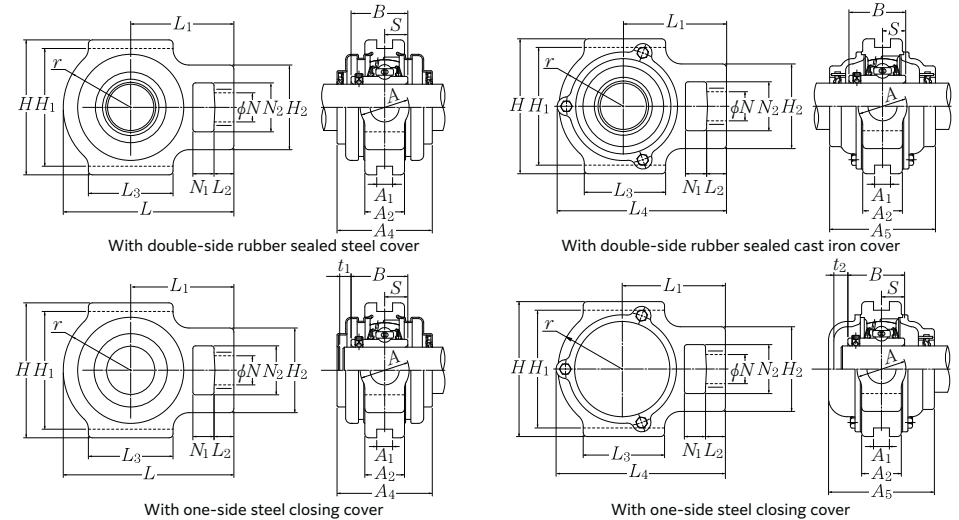


Shaft diameter: 55 to 95 mm

Shaft dia. mm	Unit number <sup>1)2)</sup>	Dimensions mm															Number	Bearing			
		N <sub>1</sub>	L <sub>2</sub>	H <sub>2</sub>	N <sub>2</sub>	N	L <sub>3</sub>	A <sub>1</sub>	H <sub>1</sub>	H	L	A <sub>2</sub>	A	r	L <sub>1</sub>	B		S	C <sub>R</sub>	C <sub>0r</sub>	C <sub>u</sub>
55	UCT211	25	21	102	64	35	95	22	130	146	171	38	64	65	106	55.6	22.2	UC211D1	48.0	29.2	2.29
	UCTX11	32	21	102	64	35	102	22	130	146	194	44	64	75	119	65.1	25.4	UCX11D1	58.0	36.0	2.83
	UCT311	29	23	105	66	39	115	22	150	163	207	44	66	80	127	66	25	UC311D1	79.5	45.0	3.50
60	UCT212	32	21	102	64	35	102	22	130	146	194	42	64	75	119	65.1	25.4	UC212D1	58.0	36.0	2.83
	UCTX12	32	23	111	70	41	121	26	151	167	224	48	70	87	137	65.1	25.4	UCX12D1	63.5	40.0	3.15
	UCT312	31	25	113	71	41	123	22	160	178	220	46	71	85	135	71	26	UC312D1	90.5	52.0	4.10
65	UCT213	32	23	111	70	41	121	26	151	167	224	44	70	87	137	65.1	25.4	UC213D1	63.5	40.0	3.15
	UCTX13	32	23	111	70	41	121	26	151	167	224	48	70	87	137	74.6	30.2	UCX13D1	69.0	44.0	3.45
	UCT313	32	27	116	70	43	134	26	170	190	238	50	80	92	146	75	30	UC313D1	103	60.0	4.60
70	UCT214	32	23	111	70	41	121	26	151	167	224	46	70	87	137	74.6	30.2	UC214D1	69.0	44.0	3.45
	UCTX14	32	23	111	70	41	121	26	151	167	232	48	70	92	140	77.8	33.3	UCX14D1	73.5	49.5	3.80
	UCT314	36	27	130	85	46	140	26	180	202	252	52	90	97	155	78	33	UC314D1	115	68.0	5.10
75	UCT215	32	23	111	70	41	121	26	151	167	232	48	70	92	140	77.8	33.3	UC215D1	73.5	49.5	3.80
	UCTX15	32	23	111	70	41	121	28	165	184	235	48	70	95	140	82.6	33.3	UCX15D1	80.5	53.0	3.95
	UCT315	36	27	132	85	46	150	26	192	216	262	55	90	102	160	82	32	UC315D1	126	77.0	5.55
80	UCT216	32	23	111	70	41	121	26	165	184	235	51	70	95	140	82.6	33.3	UC216D1	80.5	53.0	3.95
	UCTX16	38	30	124	73	48	157	28	173	198	260	54	73	98	162	85.7	34.1	UCX16D1	92.0	64.0	4.60
	UCT316	42	30	150	98	53	160	30	204	230	282	60	102	108	174	86	34	UC316D1	136	86.5	6.05
85	UCT217	38	31	124	73	48	157	30	173	198	260	54	73	98	162	85.7	34.1	UC217D1	92.0	64.0	4.60
	UCTX17	38	30	124	73	48	157	28	173	198	260	54	73	98	162	96	39.7	UCX17D1	106	71.5	5.00
	UCT317	42	32	152	98	53	170	32	214	240	298	64	102	115	183	96	40	UC317D1	147	97.0	6.55
90	UCT318	46	32	160	106	57	175	32	228	255	312	66	110	120	192	96	40	UC318D1	158	107	7.10
95	UCT319	46	33	165	106	57	180	35	240	270	322	72	110	125	197	103	41	UC319D1	169	119	7.65

1) Spherical graphite cast iron bearings are also available based on request. In this case, a supplementary suffix "N1" is added after the unit number. Example: UCT320N1  
 2) The unit numbers indicate the oil-free type, and supplementary suffix "D1" is added after the number for the oil feeding type.

# Bearing Units

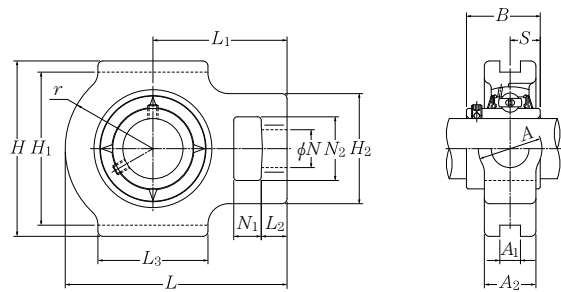


Standard housing number	Number of unit with steel cover		Number of unit with cast iron cover		Dimensions mm					Unit mass (approx.) kg		
	Double-side rubber sealed cover	One-side closing cover	Double-side rubber sealed cover	One-side closing cover	t <sub>1</sub>	t <sub>2</sub>	A <sub>4</sub>	L <sub>4</sub>	A <sub>5</sub>	Standard	With steel cover	With cast iron cover
T211	<b>S-UCT211</b>	<b>SM-UCT211</b>	<b>C-UCT211</b>	<b>CM-UCT211</b>	10	11	92	171.5	100	3.9	4.1	5
TX11	<b>S-UCTX11</b>	<b>SM-UCTX11</b>	<b>C-UCTX11</b>	<b>CM-UCTX11</b>	8	12	102	194	115	5.2	5.6	6.7
T311	-	-	<b>C-UCT311</b>	<b>CM-UCT311</b>	-	15	-	211	125	6.3	-	8.5
T212	<b>S-UCT212</b>	<b>SM-UCT212</b>	<b>C-UCT212</b>	<b>CM-UCT212</b>	8	12	102	194	115	4.8	5.1	6.1
TX12	<b>S-UCTX12</b>	<b>SM-UCTX12</b>	<b>C-UCTX12</b>	<b>CM-UCTX12</b>	11	15	107	224	120	7.2	7.7	9
T312	-	-	<b>C-UCT312</b>	<b>CM-UCT312</b>	-	16	-	227	135	7.6	-	10
T213	<b>S-UCT213</b>	<b>SM-UCT213</b>	<b>C-UCT213</b>	<b>CM-UCT213</b>	11	15	107	224	120	7	7.3	8.4
TX13	-	-	<b>C-UCTX13</b>	<b>CM-UCTX13</b>	-	17	-	224	135	7.4	-	9.8
T313	-	-	<b>C-UCT313</b>	<b>CM-UCT313</b>	-	19	-	244	140	9.3	-	12
T214	-	-	<b>C-UCT214</b>	<b>CM-UCT214</b>	-	17	-	224	135	7	-	9.2
TX14	-	-	<b>C-UCTX14</b>	<b>CM-UCTX14</b>	-	17	-	232	135	7.7	-	10
T314	-	-	<b>C-UCT314</b>	<b>CM-UCT314</b>	-	19	-	258	140	11	-	14
T215	-	-	<b>C-UCT215</b>	<b>CM-UCT215</b>	-	17	-	232	135	7.4	-	9.8
TX15	-	-	<b>C-UCTX15</b>	<b>CM-UCTX15</b>	-	17	-	235	145	8.3	-	11
T315	-	-	<b>C-UCT315</b>	<b>CM-UCT315</b>	-	19	-	268	150	13	-	17
T216	-	-	<b>C-UCT216</b>	<b>CM-UCT216</b>	-	17	-	235	145	8.2	-	11
TX16	-	-	<b>C-UCTX16</b>	<b>CM-UCTX16</b>	-	19	-	260	155	11	-	14
T316	-	-	<b>C-UCT316</b>	<b>CM-UCT316</b>	-	18	-	287	155	16	-	20
T217	-	-	<b>C-UCT217</b>	<b>CM-UCT217</b>	-	19	-	260	155	11	-	14
TX17	-	-	<b>C-UCTX17</b>	<b>CM-UCTX17</b>	-	20	-	262	165	11	-	15
T317	-	-	<b>C-UCT317</b>	<b>CM-UCT317</b>	-	21	-	303	170	19	-	25
T318	-	-	<b>C-UCT318</b>	<b>CM-UCT318</b>	-	21	-	317	170	21	-	27
T319	-	-	<b>C-UCT319</b>	<b>CM-UCT319</b>	-	20	-	327	180	24	-	31

## Bearing Units

WBW

Cast iron take-up unit UCT type / cylindrical bore type, setscrew type

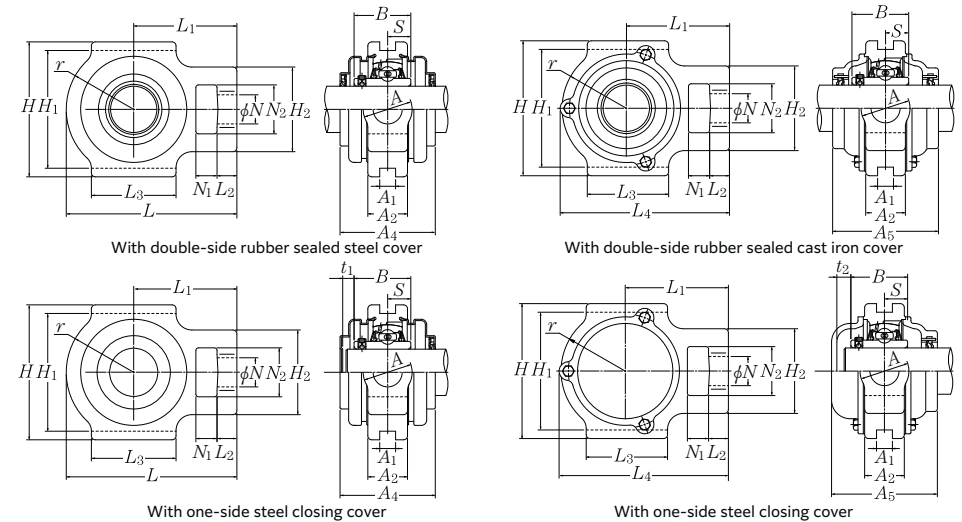


Shaft diameter: 100 to 140 mm

Shaft dia. mm	Unit number <sup>1)2)</sup>	Dimensions mm															Number	Bearing			
		$N_1$	$L_2$	$H_2$	$N_2$	$N$	$L_3$	$A_1$	$H_1$	$H$	$L$	$A_2$	$A$	$r$	$L_1$	$B$		$S$	$C_r$	Basic load ratings dynamic $C_{0r}$	static $C_{0r}$
100	UCT320	48	34	175	115	59	200	35	260	290	345	75	120	135	210	108	42	UC320D1	192	141	8.75
105	UCT321	48	34	175	115	59	200	35	260	290	347	75	120	135	212	112	44	UC321D1	204	153	9.35
110	UCT322	52	40	185	125	65	215	38	285	320	385	80	130	150	235	117	46	UC322D1	227	179	10.5
120	UCT324	60	44	210	140	70	230	45	320	355	432	90	140	165	267	126	51	UC324D1	229	185	10.5
130	UCT326	65	47	220	150	75	240	50	350	385	465	100	150	180	285	135	54	UC326D1	254	214	11.7
140	UCT328	70	52	230	160	80	255	50	380	415	515	100	155	200	315	145	59	UC328D1	280	246	13.0

## Bearing Units

WBW



Standard housing number	Number of unit with steel cover		Number of unit with cast iron cover		Dimensions mm					Unit mass (approx.) kg		
	Double-side rubber sealed cover	One-side closing cover	Double-side rubber sealed cover	One-side closing cover	$t_1$	$t_2$	$A_4$	$L_4$	$A_5$	Standard	With steel cover	With cast iron cover
T320	-	-	<b>C-UCT320</b>	<b>CM-UCT320</b>	-	20	-	350	190	30	-	38
T321	-	-	<b>C-UCT321</b>	<b>CM-UCT321</b>	-	20	-	359	195	30	-	40
T322	-	-	<b>C-UCT322</b>	<b>CM-UCT322</b>	-	20	-	395	200	39	-	50
T324	-	-	<b>C-UCT324</b>	<b>CM-UCT324</b>	-	22	-	439	215	43	-	69
T326	-	-	<b>C-UCT326</b>	<b>CM-UCT326</b>	-	21	-	476	225	69	-	84
T328	-	-	<b>C-UCT328</b>	<b>CM-UCT328</b>	-	21	-	519	235	88	-	106

1) Spherical graphite cast iron bearings are also available based on request. In this case, a supplementary suffix "N1" is added after the unit number. Example: UCT320N1

2) The unit numbers indicate the oil-free type, and supplementary suffix "D1" is added after the number for the oil feeding type.